






What does % Area Median Income (AMI) mean?

Wakulla County Workforce

Median wage job: **\$42,199** per year, or **52%** AMI for a household of 3.

					
	<i>Annual income limit and hourly wage for household of 3</i>	<i>Rent limit (2 bedroom)</i>	<i>Renter households</i>	<i>Job examples, 1-worker household</i>	<i>Job examples, 2-worker household</i>
50% AMI	\$40,350/yr \$19.40/hr	\$1,008/mo	1,288 hh (0-50% AMI)	Secretary Maintenance Worker Light Truck Driver	1 full-time worker and 1 part-time worker
60% AMI	\$48,420 \$23.28	\$1,210	259 (50-60% AMI)	Retail Supervisor Heavy Truck Driver Electrician	1 full-time worker and 1 part-time worker
80% AMI	\$64,560 \$31.04	\$1,614	270 (60-80% AMI)	Systems Analyst Construction Supervisor Market Analyst	2 Retail Salespersons Fast Food Worker & Food Prep Supervisor Janitor & Laborer
120% AMI	\$96,840 \$46.56	\$2,421	345 (80-120% AMI)	Physical Therapist Lawyer Finance Manager	2 Retail Supervisors Maintenance Worker & Business Analyst Accountant & Auto Technician

Sources: Florida Housing Finance Corporation, 2024 Income and Rent Limits; Florida Department of Commerce, 2023 Occupational Employment and Wage Statistics (median wage by occupation in 2024 dollars); Shimberg Center for Housing Studies, Rental Market Study. Renter household counts exclude non-family, student-headed households.

