






What does % Area Median Income (AMI) mean?

Port St. Lucie Metro Area Workforce

Martin and Saint Lucie Counties

Median wage job: **\$42,178** per year, or **51%** AMI for a household of 3.

					
	<i>Annual income limit and hourly wage for household of 3</i>	<i>Rent limit (2 bedroom)</i>	<i>Renter households</i>	<i>Job examples, 1-worker household</i>	<i>Job examples, 2-worker household</i>
50% AMI	\$41,300/yr \$19.86/hr	\$1,032/mo	22,795 hh (0-50% AMI)	Office Clerk Customer Service Rep Secretary	1 full-time worker and 1 part-time worker
60% AMI	\$49,560 \$23.83	\$1,239	3,368 (50-60% AMI)	Bookkeeper Heavy Truck Driver Retail Supervisor	1 full-time worker and 1 part-time worker
80% AMI	\$66,080 \$31.77	\$1,652	6,261 (60-80% AMI)	Office Supervisor Service Sales Rep Construction Supervisor	2 Retail Salespersons Stocker & Waiter Restaurant Host & Janitor
120% AMI	\$99,120 \$47.65	\$2,478	8,501 (80-120% AMI)	Health Services Manager Network Administrator Occupational Therapist	2 Bookkeepers Plumber & Private Investigator Graphic Designer & Health Educator

Sources: Florida Housing Finance Corporation, 2024 Income and Rent Limits; Florida Department of Commerce, 2023 Occupational Employment and Wage Statistics (median wage by occupation in 2024 dollars); Shimberg Center for Housing Studies, Rental Market Study. Renter household counts exclude non-family, student-headed households.

