






What does % Area Median Income (AMI) mean?

Palm Beach County Workforce

Median wage job: **\$47,946** per year, or **50%** AMI for a household of 3.

					
	<i>Annual income limit and hourly wage for household of 3</i>	<i>Rent limit (2 bedroom)</i>	<i>Renter households</i>	<i>Job examples, 1-worker household</i>	<i>Job examples, 2-worker household</i>
50% AMI	\$48,200/yr \$23.17/hr	\$1,205/mo	73,726 hh (0-50% AMI)	Bookkeeper Secretary Billing Clerk	1 full-time worker and 1 part-time worker
60% AMI	\$57,840 \$27.81	\$1,446	13,220 (50-60% AMI)	Tech Support Electrician Insurance Sales Agent	1 full-time worker and 1 part-time worker 2 minimum wage workers
80% AMI	\$77,120 \$37.08	\$1,928	30,320 (60-80% AMI)	Mechanic Supervisor Flight Attendant Purchasing Agent	2 Stockers Housekeeper & Maintenance Worker Reservation Agent & Retail Salesperson
120% AMI	\$115,680 \$55.62	\$2,892	39,454 (80-120% AMI)	School Administrator Firefighter Supervisor Financial Advisor	2 Tech Supports Service Sales Rep & Secretary Heavy Truck Driver & HR Specialist

Sources: Florida Housing Finance Corporation, 2024 Income and Rent Limits; Florida Department of Commerce, 2023 Occupational Employment and Wage Statistics (median wage by occupation in 2024 dollars); Shimberg Center for Housing Studies, Rental Market Study. Renter household counts exclude non-family, student-headed households.

