






## What does % Area Median Income (AMI) mean?

# Miami-Dade County Workforce

Median wage job: **\$47,946** per year, or **47%** AMI for a household of 3.

					
	<i>Annual income limit and hourly wage for household of 3</i>	<i>Rent limit (2 bedroom)</i>	<i>Renter households</i>	<i>Job examples, 1-worker household</i>	<i>Job examples, 2-worker household</i>
<b>50% AMI</b>	\$51,050/yr \$24.54/hr	\$1,276/mo	151,213 hh (0-50% AMI)	Bookkeeper Retail Supervisor Carpenter	1 full-time worker and 1 part-time worker
<b>60% AMI</b>	\$61,260 \$29.45	\$1,531	30,928 (50-60% AMI)	Tech Support Real Estate Agent Transportation Supervisor	1 full-time worker and 1 part-time worker 2 minimum wage workers
<b>80% AMI</b>	\$81,680 \$39.27	\$2,042	56,419 (60-80% AMI)	Market Analyst Flight Attendant Firefighter	2 Customer Service Reps Secretary & Security Guard Carpenter & Cashier
<b>120% AMI</b>	\$122,520 \$58.90	\$3,063	91,322 (80-120% AMI)	Health Services Manager Police Supervisor Aerospace Engineer	2 Tech Supports Registered Nurse & Retail Salesperson Maintenance Worker & Market Analyst

Sources: Florida Housing Finance Corporation, 2024 Income and Rent Limits; Florida Department of Commerce, 2023 Occupational Employment and Wage Statistics (median wage by occupation in 2024 dollars); Shimberg Center for Housing Studies, Rental Market Study. Renter household counts exclude non-family, student-headed households.

