






What does % Area Median Income (AMI) mean?

Charlotte County Workforce

Median wage job: **\$40,527** per year, or **56%** AMI for a household of 3.

					
	Annual income limit and hourly wage for household of 3	Rent limit (2 bedroom)	Renter households	Job examples, 1-worker household	Job examples, 2-worker household
50% AMI	\$36,200/yr \$17.40/hr	\$905/mo	5,259 hh (0-50% AMI)	Cook Food Prep Worker Receptionist	N/A
60% AMI	\$43,440 \$20.88	\$1,086	1,007 (50-60% AMI)	Office Clerk Construction Worker Medical Assistant	1 full-time worker and 1 part-time worker
80% AMI	\$57,920 \$27.85	\$1,448	2,906 (60-80% AMI)	Service Sales Rep LPN Manufacturing Sales Rep	2 Fast Food Workers Bartender & Dining Attendant Food Server & Restaurant Host
120% AMI	\$86,880 \$41.77	\$2,172	3,483 (80-120% AMI)	Registered Nurse Dental Hygienist Occupational Therapist	2 Office Clerks Construction Worker & Nursing Assistant Maintenance Worker & Medical

Sources: Florida Housing Finance Corporation, 2024 Income and Rent Limits; Florida Department of Commerce, 2023 Occupational Employment and Wage Statistics (median wage by occupation in 2024 dollars); Shimberg Center for Housing Studies, Rental Market Study. Renter household counts exclude non-family, student-headed households.

