






What does % Area Median Income (AMI) mean?

Broward County Workforce

Median wage job: **\$47,946** per year, or **50%** AMI for a household of 3.

					
	<i>Annual income limit and hourly wage for household of 3</i>	<i>Rent limit (2 bedroom)</i>	<i>Renter households</i>	<i>Job examples, 1-worker household</i>	<i>Job examples, 2-worker household</i>
50% AMI	\$47,500/yr \$22.84/hr	\$1,187/mo	91,570 hh (0-50% AMI)	Secretary Billing Clerk Teller	1 full-time worker and 1 part-time worker
60% AMI	\$57,000 \$27.40	\$1,425	21,490 (50-60% AMI)	Tech Support Electrician Insurance Sales Agent	1 full-time worker and 1 part-time worker 2 minimum wage workers
80% AMI	\$76,000 \$36.54	\$1,900	40,615 (60-80% AMI)	Firefighter Purchasing Agent Construction Inspector	2 Stockers Office Clerk & Hand Packer Reservation Agent & Retail Salesperson
120% AMI	\$114,000 \$54.81	\$2,850	64,077 (80-120% AMI)	Systems Analyst Construction Manager Financial Advisor	2 Tech Supports Manufacturing Sales Rep & Secretary Construction Supervisor & Food Prep Supervisor

Sources: Florida Housing Finance Corporation, 2024 Income and Rent Limits; Florida Department of Commerce, 2023 Occupational Employment and Wage Statistics (median wage by occupation in 2024 dollars); Shimberg Center for Housing Studies, Rental Market Study. Renter household counts exclude non-family, student-headed households.

