






What does % Area Median Income (AMI) mean?

Baker County Workforce

Median wage job: **\$46,831** per year, or **60%** AMI for a household of 3.

					
	<i>Annual income limit and hourly wage for household of 3</i>	<i>Rent limit (2 bedroom)</i>	<i>Renter households</i>	<i>Job examples, 1-worker household</i>	<i>Job examples, 2-worker household</i>
50% AMI	\$38,950/yr \$18.73/hr	\$973/mo	787 hh (0-50% AMI)	Stocker Laborer Cook	1 full-time worker and 1 part-time worker
60% AMI	\$46,740 \$22.47	\$1,168	124 (50-60% AMI)	Maintenance Worker Auto Technician Billing Clerk	1 full-time worker and 1 part-time worker
80% AMI	\$62,320 \$29.96	\$1,558	427 (60-80% AMI)	Service Sales Rep Transportation Supervisor LPN	2 Fast Food Workers Retail Salesperson & Lobby Attendant Personal Care Aide & Restaurant
120% AMI	\$93,480 \$44.94	\$2,337	372 (80-120% AMI)	Dental Hygienist Network Administrator School Administrator	2 Maintenance Workers Customer Service Rep & Dental Assistant Office Clerk & Equipment Operator

Sources: Florida Housing Finance Corporation, 2024 Income and Rent Limits; Florida Department of Commerce, 2023 Occupational Employment and Wage Statistics (median wage by occupation in 2024 dollars); Shimberg Center for Housing Studies, Rental Market Study. Renter household counts exclude non-family, student-headed households.

