






# What does % Area Median Income (AMI) mean?

## Baker County Workforce

Median wage job: **\$46,831** per year, or **60%** AMI for a household of 3.

					
	<i>Annual income limit and hourly wage for household of 3</i>	<i>Rent limit (2 bedroom)</i>	<i>Renter households</i>	<i>Job examples, 1-worker household</i>	<i>Job examples, 2-worker household</i>
<b>50% AMI</b>	\$38,950/yr \$18.73/hr	\$973/mo	787 hh (0-50% AMI)	Stocker Laborer Cook	1 full-time worker and 1 part-time worker
<b>60% AMI</b>	\$46,740 \$22.47	\$1,168	124 (50-60% AMI)	Maintenance Worker Auto Technician Billing Clerk	1 full-time worker and 1 part-time worker
<b>80% AMI</b>	\$62,320 \$29.96	\$1,558	427 (60-80% AMI)	Service Sales Rep Transportation Supervisor LPN	2 Fast Food Workers Retail Salesperson & Lobby Attendant Personal Care Aide & Restaurant
<b>120% AMI</b>	\$93,480 \$44.94	\$2,337	372 (80-120% AMI)	Dental Hygienist Network Administrator School Administrator	2 Maintenance Workers Customer Service Rep & Dental Assistant Office Clerk & Equipment Operator






Sources: Florida Housing Finance Corporation, 2024 Income and Rent Limits; Florida Department of Commerce, 2023 Occupational Employment and Wage Statistics (median wage by occupation in 2024 dollars); Shimberg Center for Housing Studies, Rental Market Study. Renter household counts exclude non-family, student-headed households.



# What does % Area Median Income (AMI) mean?

## Bay County Workforce

Median wage job: **\$40,548** per year, or **52%** AMI for a household of 3.

					
	<i>Annual income limit and hourly wage for household of 3</i>	<i>Rent limit (2 bedroom)</i>	<i>Renter households</i>	<i>Job examples, 1-worker household</i>	<i>Job examples, 2-worker household</i>
<b>50% AMI</b>	\$38,950/yr \$18.73/hr	\$973/mo	7,329 hh (0-50% AMI)	Office Clerk Stocker Maintenance Worker	1 full-time worker and 1 part-time worker
<b>60% AMI</b>	\$46,740 \$22.47	\$1,168	1,815 (50-60% AMI)	Bookkeeper Carpenter Auto Technician	1 full-time worker and 1 part-time worker
<b>80% AMI</b>	\$62,320 \$29.96	\$1,558	4,051 (60-80% AMI)	Manufacturing Sales Rep Mechanic Supervisor Market Analyst	2 Retail Salespersons Customer Service Rep & Fast Food Worker Receptionist & Waiter
<b>120% AMI</b>	\$93,480 \$44.94	\$2,337	6,262 (80-120% AMI)	Architect Business Analyst Civil Engineer	2 Bookkeepers Firefighter & Housekeeping Supervisor Paramedic & Pest Control Worker






Sources: Florida Housing Finance Corporation, 2024 Income and Rent Limits; Florida Department of Commerce, 2023 Occupational Employment and Wage Statistics (median wage by occupation in 2024 dollars); Shimberg Center for Housing Studies, Rental Market Study. Renter household counts exclude non-family, student-headed households.



# What does % Area Median Income (AMI) mean?

## Brevard County Workforce

Median wage job: **\$47,731** per year, or **56%** AMI for a household of 3.

					
	<i>Annual income limit and hourly wage for household of 3</i>	<i>Rent limit (2 bedroom)</i>	<i>Renter households</i>	<i>Job examples, 1-worker household</i>	<i>Job examples, 2-worker household</i>
<b>50% AMI</b>	\$42,550/yr \$20.46/hr	\$1,063/mo	26,441 hh (0-50% AMI)	Office Clerk Secretary Maintenance Worker	1 full-time worker and 1 part-time worker
<b>60% AMI</b>	\$51,060 \$24.55	\$1,276	5,185 (50-60% AMI)	Construction Worker Retail Supervisor Heavy Truck Driver	1 full-time worker and 1 part-time worker 2 minimum wage workers
<b>80% AMI</b>	\$68,080 \$32.73	\$1,702	9,148 (60-80% AMI)	Office Supervisor Service Sales Rep Construction Supervisor	2 Retail Salespersons Customer Service Rep & Dining Attendant School Bus Driver & Cashier
<b>120% AMI</b>	\$102,120 \$49.10	\$2,553	12,915 (80-120% AMI)	Industrial Engineer Civil Engineer Network Administrator	2 Construction Workers Food Prep Supervisor & Office Supervisor Electronics Assembler & Electrician






Sources: Florida Housing Finance Corporation, 2024 Income and Rent Limits; Florida Department of Commerce, 2023 Occupational Employment and Wage Statistics (median wage by occupation in 2024 dollars); Shimberg Center for Housing Studies, Rental Market Study. Renter household counts exclude non-family, student-headed households.



## What does % Area Median Income (AMI) mean?

### Broward County Workforce

Median wage job: **\$47,946** per year, or **50%** AMI for a household of 3.

					
	<i>Annual income limit and hourly wage for household of 3</i>	<i>Rent limit (2 bedroom)</i>	<i>Renter households</i>	<i>Job examples, 1-worker household</i>	<i>Job examples, 2-worker household</i>
<b>50% AMI</b>	\$47,500/yr \$22.84/hr	\$1,187/mo	91,570 hh (0-50% AMI)	Secretary Billing Clerk Teller	1 full-time worker and 1 part-time worker
<b>60% AMI</b>	\$57,000 \$27.40	\$1,425	21,490 (50-60% AMI)	Tech Support Electrician Insurance Sales Agent	1 full-time worker and 1 part-time worker 2 minimum wage workers
<b>80% AMI</b>	\$76,000 \$36.54	\$1,900	40,615 (60-80% AMI)	Firefighter Purchasing Agent Construction Inspector	2 Stockers Office Clerk & Hand Packer Reservation Agent & Retail Salesperson
<b>120% AMI</b>	\$114,000 \$54.81	\$2,850	64,077 (80-120% AMI)	Systems Analyst Construction Manager Financial Advisor	2 Tech Supports Manufacturing Sales Rep & Secretary Construction Supervisor & Food Prep Supervisor






Sources: Florida Housing Finance Corporation, 2024 Income and Rent Limits; Florida Department of Commerce, 2023 Occupational Employment and Wage Statistics (median wage by occupation in 2024 dollars); Shimberg Center for Housing Studies, Rental Market Study. Renter household counts exclude non-family, student-headed households.



## What does % Area Median Income (AMI) mean?

### Charlotte County Workforce

Median wage job: **\$40,527** per year, or **56%** AMI for a household of 3.

					
	<i>Annual income limit and hourly wage for household of 3</i>	<i>Rent limit (2 bedroom)</i>	<i>Renter households</i>	<i>Job examples, 1-worker household</i>	<i>Job examples, 2-worker household</i>
<b>50% AMI</b>	\$36,200/yr \$17.40/hr	\$905/mo	5,259 hh (0-50% AMI)	Cook Food Prep Worker Receptionist	N/A
<b>60% AMI</b>	\$43,440 \$20.88	\$1,086	1,007 (50-60% AMI)	Office Clerk Construction Worker Medical Assistant	1 full-time worker and 1 part-time worker
<b>80% AMI</b>	\$57,920 \$27.85	\$1,448	2,906 (60-80% AMI)	Service Sales Rep LPN Manufacturing Sales Rep	2 Fast Food Workers Bartender & Dining Attendant Food Server & Restaurant Host
<b>120% AMI</b>	\$86,880 \$41.77	\$2,172	3,483 (80-120% AMI)	Registered Nurse Dental Hygienist Occupational Therapist	2 Office Clerks Construction Worker & Nursing Assistant Maintenance Worker & Medical






Sources: Florida Housing Finance Corporation, 2024 Income and Rent Limits; Florida Department of Commerce, 2023 Occupational Employment and Wage Statistics (median wage by occupation in 2024 dollars); Shimberg Center for Housing Studies, Rental Market Study. Renter household counts exclude non-family, student-headed households.



## What does % Area Median Income (AMI) mean?

### Citrus County Workforce

Median wage job: **\$38,104** per year, or **64%** AMI for a household of 3.

					
	Annual income limit and hourly wage for household of 3	Rent limit (2 bedroom)	Renter households	Job examples, 1-worker household	Job examples, 2-worker household
<b>50% AMI</b>	\$29,950/yr \$14.40/hr	\$748/mo	5,720 hh (0-50% AMI)	Retail Salesperson Cashier Waiter	N/A
<b>60% AMI</b>	\$35,940 \$17.28	\$898	936 (50-60% AMI)	Stocker Nursing Assistant Customer Service Rep	1 full-time worker and 1 part-time worker
<b>80% AMI</b>	\$47,920 \$23.04	\$1,198	1,685 (60-80% AMI)	Construction Worker Retail Supervisor Auto Technician	1 full-time worker and 1 part-time worker
<b>120% AMI</b>	\$71,880 \$34.56	\$1,797	2,557 (80-120% AMI)	Accountant PT Assistant OT Assistant	2 Stockers Retail Salesperson & Secretary Legal Secretary & Light Truck Driver






Sources: Florida Housing Finance Corporation, 2024 Income and Rent Limits; Florida Department of Commerce, 2023 Occupational Employment and Wage Statistics (median wage by occupation in 2024 dollars); Shimberg Center for Housing Studies, Rental Market Study. Renter household counts exclude non-family, student-headed households.



## What does % Area Median Income (AMI) mean?

# Collier County Workforce

Median wage job: **\$45,995** per year, or **49%** AMI for a household of 3.

					
	<i>Annual income limit and hourly wage for household of 3</i>	<i>Rent limit (2 bedroom)</i>	<i>Renter households</i>	<i>Job examples, 1-worker household</i>	<i>Job examples, 2-worker household</i>
<b>50% AMI</b>	\$46,950/yr \$22.57/hr	\$1,173/mo	15,567 hh (0-50% AMI)	Office Clerk Maintenance Worker Food Prep Supervisor	1 full-time worker and 1 part-time worker
<b>60% AMI</b>	\$56,340 \$27.09	\$1,408	3,472 (50-60% AMI)	Retail Supervisor HVAC Technician Electrician	1 full-time worker and 1 part-time worker 2 minimum wage workers
<b>80% AMI</b>	\$75,120 \$36.12	\$1,878	6,370 (60-80% AMI)	Construction Supervisor Service Sales Rep Market Analyst	2 Retail Salespersons Fast Food Worker & Food Prep Supervisor Customer Service Rep & Dining Attendant
<b>120% AMI</b>	\$112,680 \$54.17	\$2,817	7,476 (80-120% AMI)	Construction Manager Health Services Manager Dental Hygienist	2 Retail Supervisors Pest Control Worker & Plumber Heavy Truck Driver & Industrial Machinery Mechanic






Sources: Florida Housing Finance Corporation, 2024 Income and Rent Limits; Florida Department of Commerce, 2023 Occupational Employment and Wage Statistics (median wage by occupation in 2024 dollars); Shimberg Center for Housing Studies, Rental Market Study. Renter household counts exclude non-family, student-headed households.



# What does % Area Median Income (AMI) mean?

## Flagler County Workforce

Median wage job: **\$39,240** per year, or **50%** AMI for a household of 3.

					
	<i>Annual income limit and hourly wage for household of 3</i>	<i>Rent limit (2 bedroom)</i>	<i>Renter households</i>	<i>Job examples, 1-worker household</i>	<i>Job examples, 2-worker household</i>
<b>50% AMI</b>	\$39,100/yr \$18.80/hr	\$977/mo	3,500 hh (0-50% AMI)	Stocker Office Clerk Customer Service Rep	1 full-time worker and 1 part-time worker
<b>60% AMI</b>	\$46,920 \$22.56	\$1,173	877 (50-60% AMI)	Bookkeeper Dental Assistant Plumber	1 full-time worker and 1 part-time worker
<b>80% AMI</b>	\$62,560 \$30.08	\$1,564	2,235 (60-80% AMI)	Office Supervisor Service Sales Rep Manufacturing Sales Rep	2 Retail Salespersons Hairdresser & Personal Care Aide Landscaper & Hand Packer
<b>120% AMI</b>	\$93,840 \$45.12	\$2,346	2,455 (80-120% AMI)	Art Director Radiation Therapist Chemist	2 Bookkeepers Retail Salesperson & Service Sales Rep Secretary & Financial Agent

Sources: Florida Housing Finance Corporation, 2024 Income and Rent Limits; Florida Department of Commerce, 2023 Occupational Employment and Wage Statistics (median wage by occupation in 2024 dollars); Shimberg Center for Housing Studies, Rental Market Study. Renter household counts exclude non-family, student-headed households.










# What does % Area Median Income (AMI) mean?

## Gainesville Metro Area Workforce

### Alachua and Gilchrist Counties

Median wage job: **\$46,895** per year, or **55%** AMI for a household of 3.

					
	<i>Annual income limit and hourly wage for household of 3</i>	<i>Rent limit (2 bedroom)</i>	<i>Renter households</i>	<i>Job examples, 1-worker household</i>	<i>Job examples, 2-worker household</i>
<b>50% AMI</b>	\$42,900/yr \$20.62/hr	\$1,072/mo	12,981 hh (0-50% AMI)	Office Clerk Nursing Assistant Secretary	1 full-time worker and 1 part-time worker
<b>60% AMI</b>	\$51,480 \$24.75	\$1,287	1,392 (50-60% AMI)	Bookkeeper Heavy Truck Driver Retail Supervisor	1 full-time worker and 1 part-time worker 2 minimum wage workers
<b>80% AMI</b>	\$68,640 \$33.00	\$1,716	4,652 (60-80% AMI)	Manufacturing Sales Rep Construction Supervisor Market Analyst	2 Janitors Personal Care Aide & Laborer Customer Service Rep & Dining Attendant
<b>120% AMI</b>	\$102,960 \$49.50	\$2,574	6,164 (80-120% AMI)	Physical Therapist Construction Manager HR Manager	2 Bookkeepers Service Sales Rep & Secretary Landscaping Supervisor & Direct Care Supervisor






Sources: Florida Housing Finance Corporation, 2024 Income and Rent Limits; Florida Department of Commerce, 2023 Occupational Employment and Wage Statistics (median wage by occupation in 2024 dollars); Shimberg Center for Housing Studies, Rental Market Study. Renter household counts exclude non-family, student-headed households.



## What does % Area Median Income (AMI) mean?

# Highlands County Workforce

Median wage job: **\$38,254** per year, or **60%** AMI for a household of 3.

					
	<i>Annual income limit and hourly wage for household of 3</i>	<i>Rent limit (2 bedroom)</i>	<i>Renter households</i>	<i>Job examples, 1-worker household</i>	<i>Job examples, 2-worker household</i>
<b>50% AMI</b>	\$31,800/yr \$15.29/hr	\$795/mo	4,343 hh (0-50% AMI)	Retail Salesperson Stocker Cook	N/A
<b>60% AMI</b>	\$38,160 \$18.35	\$954	930 (50-60% AMI)	Nursing Assistant Maintenance Worker Medical Secretary	1 full-time worker and 1 part-time worker
<b>80% AMI</b>	\$50,880 \$24.46	\$1,272	918 (60-80% AMI)	Retail Supervisor Service Sales Rep HVAC Technician	2 Farmworkers Fast Food Worker & Restaurant Host
<b>120% AMI</b>	\$76,320 \$36.69	\$1,908	2,407 (80-120% AMI)	Accountant Admin Services Manager Network Administrator	2 Nursing Assistants Switchboard Operator & Tax Preparer Lab Technologist & Construction Worker






Sources: Florida Housing Finance Corporation, 2024 Income and Rent Limits; Florida Department of Commerce, 2023 Occupational Employment and Wage Statistics (median wage by occupation in 2024 dollars); Shimberg Center for Housing Studies, Rental Market Study. Renter household counts exclude non-family, student-headed households.



## What does % Area Median Income (AMI) mean?

# Indian River County Workforce

Median wage job: **\$41,277** per year, or **54%** AMI for a household of 3.

					
	<i>Annual income limit and hourly wage for household of 3</i>	<i>Rent limit (2 bedroom)</i>	<i>Renter households</i>	<i>Job examples, 1-worker household</i>	<i>Job examples, 2-worker household</i>
<b>50% AMI</b>	\$38,350/yr \$18.44/hr	\$958/mo	5,602 hh (0-50% AMI)	Landscaper Cook Customer Service Rep	1 full-time worker and 1 part-time worker
<b>60% AMI</b>	\$46,020 \$22.12	\$1,150	2,476 (50-60% AMI)	Secretary Auto Technician Firefighter	1 full-time worker and 1 part-time worker
<b>80% AMI</b>	\$61,360 \$29.50	\$1,534	1,422 (60-80% AMI)	Office Supervisor Service Sales Rep LPN	2 Cashiers Housekeeper & Hand Packer Janitor & Laundry Worker
<b>120% AMI</b>	\$92,040 \$44.25	\$2,301	3,890 (80-120% AMI)	Speech Pathologist Dental Hygienist Financial Advisor	2 Secretaries Bookkeeper & School Bus Driver Office Clerk & Equipment Operator

Sources: Florida Housing Finance Corporation, 2024 Income and Rent Limits; Florida Department of Commerce, 2023 Occupational Employment and Wage Statistics (median wage by occupation in 2024 dollars); Shimberg Center for Housing Studies, Rental Market Study. Renter household counts exclude non-family, student-headed households.








## What does % Area Median Income (AMI) mean?

### Jacksonville Metro Area Workforce

### Clay, Duval, Nassau and Saint Johns Counties

Median wage job: **\$46,831** per year, or **53%** AMI for a household of 3.

					
	<i>Annual income limit and hourly wage for household of 3</i>	<i>Rent limit (2 bedroom)</i>	<i>Renter households</i>	<i>Job examples, 1-worker household</i>	<i>Job examples, 2-worker household</i>
<b>50% AMI</b>	\$43,800/yr \$21.06/hr	\$1,095/mo	81,747 hh (0-50% AMI)	Customer Service Rep Office Clerk Secretary	1 full-time worker and 1 part-time worker
<b>60% AMI</b>	\$52,560 \$25.27	\$1,314	14,765 (50-60% AMI)	Heavy Truck Driver Construction Worker Retail Supervisor	1 full-time worker and 1 part-time worker 2 minimum wage workers
<b>80% AMI</b>	\$70,080 \$33.69	\$1,752	34,132 (60-80% AMI)	Office Supervisor Construction Supervisor HR Specialist	2 Security Guards Janitor & Laborer Office Clerk & Hand Packer
<b>120% AMI</b>	\$105,120 \$50.54	\$2,628	44,856 (80-120% AMI)	Civil Engineer Systems Analyst Construction Manager	2 Heavy Truck Drivers Retail Salesperson & Financial Agent Laborer & LPN






Sources: Florida Housing Finance Corporation, 2024 Income and Rent Limits; Florida Department of Commerce, 2023 Occupational Employment and Wage Statistics (median wage by occupation in 2024 dollars); Shimberg Center for Housing Studies, Rental Market Study. Renter household counts exclude non-family, student-headed households.



# What does % Area Median Income (AMI) mean?

## Lee County Workforce

Median wage job: **\$44,665** per year, or **53%** AMI for a household of 3.

					
	<i>Annual income limit and hourly wage for household of 3</i>	<i>Rent limit (2 bedroom)</i>	<i>Renter households</i>	<i>Job examples, 1-worker household</i>	<i>Job examples, 2-worker household</i>
<b>50% AMI</b>	\$42,100/yr \$20.24/hr	\$1,052/mo	28,742 hh (0-50% AMI)	Customer Service Rep Office Clerk Construction Worker	1 full-time worker and 1 part-time worker
<b>60% AMI</b>	\$50,520 \$24.29	\$1,263	4,911 (50-60% AMI)	Carpenter Bookkeeper Retail Supervisor	1 full-time worker and 1 part-time worker 2 minimum wage workers
<b>80% AMI</b>	\$67,360 \$32.38	\$1,684	12,521 (60-80% AMI)	Construction Supervisor Office Supervisor Manufacturing Sales Rep	2 Retail Salespersons Customer Service Rep & Hand Packer Cashier & Vehicle Cleaner
<b>120% AMI</b>	\$101,040 \$48.58	\$2,526	22,226 (80-120% AMI)	Occupational Therapist Physical Therapist Civil Engineer	2 Carpenters Retail Salesperson & Manufacturing Sales Rep HVAC Technician & Heavy Truck






Sources: Florida Housing Finance Corporation, 2024 Income and Rent Limits; Florida Department of Commerce, 2023 Occupational Employment and Wage Statistics (median wage by occupation in 2024 dollars); Shimberg Center for Housing Studies, Rental Market Study. Renter household counts exclude non-family, student-headed households.



## What does % Area Median Income (AMI) mean?

### Levy County Workforce

Median wage job: **\$46,895** per year, or **80%** AMI for a household of 3.






					
	<i>Annual income limit and hourly wage for household of 3</i>	<i>Rent limit (2 bedroom)</i>	<i>Renter households</i>	<i>Job examples, 1-worker household</i>	<i>Job examples, 2-worker household</i>
<b>50% AMI</b>	\$29,350/yr \$14.11/hr	\$733/mo	1,556 hh (0-50% AMI)	Fast Food Worker Cashier Dining Attendant	N/A
<b>60% AMI</b>	\$35,220 \$16.93	\$880	268 (50-60% AMI)	Cook Food Prep Worker Receptionist	1 full-time worker and 1 part-time worker
<b>80% AMI</b>	\$46,960 \$22.58	\$1,174	466 (60-80% AMI)	Maintenance Worker Heavy Truck Driver Pharmacy Tech	1 full-time worker and 1 part-time worker
<b>120% AMI</b>	\$70,440 \$33.87	\$1,761	651 (80-120% AMI)	Construction Supervisor Mechanic Supervisor Radiologic Tech	2 Cooks Janitor & Laborer Customer Service Rep & Dining Attendant

Sources: Florida Housing Finance Corporation, 2024 Income and Rent Limits; Florida Department of Commerce, 2023 Occupational Employment and Wage Statistics (median wage by occupation in 2024 dollars); Shimberg Center for Housing Studies, Rental Market Study. Renter household counts exclude non-family, student-headed households.

## What does % Area Median Income (AMI) mean?

### Marion County Workforce

Median wage job: **\$39,669** per year, or **61%** AMI for a household of 3.

					
	<i>Annual income limit and hourly wage for household of 3</i>	<i>Rent limit (2 bedroom)</i>	<i>Renter households</i>	<i>Job examples, 1-worker household</i>	<i>Job examples, 2-worker household</i>
<b>50% AMI</b>	\$32,550/yr \$15.65/hr	\$813/mo	14,100 hh (0-50% AMI)	Retail Salesperson Cook Landscaper	N/A
<b>60% AMI</b>	\$39,060 \$18.78	\$976	2,860 (50-60% AMI)	Office Clerk Nursing Assistant Customer Service Rep	1 full-time worker and 1 part-time worker
<b>80% AMI</b>	\$52,080 \$25.04	\$1,302	4,869 (60-80% AMI)	Heavy Truck Driver Retail Supervisor Service Sales Rep	2 Fast Food Cooks Fast Food Worker & Telemarketer
<b>120% AMI</b>	\$78,120 \$37.56	\$1,953	9,042 (80-120% AMI)	Registered Nurse Accountant Network Administrator	2 Office Clerks Bookkeeper & Cashier Cook & Correctional Officer






Sources: Florida Housing Finance Corporation, 2024 Income and Rent Limits; Florida Department of Commerce, 2023 Occupational Employment and Wage Statistics (median wage by occupation in 2024 dollars); Shimberg Center for Housing Studies, Rental Market Study. Renter household counts exclude non-family, student-headed households.



## What does % Area Median Income (AMI) mean?

# Miami-Dade County Workforce

Median wage job: **\$47,946** per year, or **47%** AMI for a household of 3.

					
	<i>Annual income limit and hourly wage for household of 3</i>	<i>Rent limit (2 bedroom)</i>	<i>Renter households</i>	<i>Job examples, 1-worker household</i>	<i>Job examples, 2-worker household</i>
<b>50% AMI</b>	\$51,050/yr \$24.54/hr	\$1,276/mo	151,213 hh (0-50% AMI)	Bookkeeper Retail Supervisor Carpenter	1 full-time worker and 1 part-time worker
<b>60% AMI</b>	\$61,260 \$29.45	\$1,531	30,928 (50-60% AMI)	Tech Support Real Estate Agent Transportation Supervisor	1 full-time worker and 1 part-time worker 2 minimum wage workers
<b>80% AMI</b>	\$81,680 \$39.27	\$2,042	56,419 (60-80% AMI)	Market Analyst Flight Attendant Firefighter	2 Customer Service Reps Secretary & Security Guard Carpenter & Cashier
<b>120% AMI</b>	\$122,520 \$58.90	\$3,063	91,322 (80-120% AMI)	Health Services Manager Police Supervisor Aerospace Engineer	2 Tech Supports Registered Nurse & Retail Salesperson Maintenance Worker & Market Analyst

Sources: Florida Housing Finance Corporation, 2024 Income and Rent Limits; Florida Department of Commerce, 2023 Occupational Employment and Wage Statistics (median wage by occupation in 2024 dollars); Shimberg Center for Housing Studies, Rental Market Study. Renter household counts exclude non-family, student-headed households.










## What does % Area Median Income (AMI) mean?

# North Port-Sarasota-Bradenton Metro Area Workforce Manatee and Sarasota Counties

Median wage job: **\$45,115** per year, or **50%** AMI for a household of 3.






					
	<i>Annual income limit and hourly wage for household of 3</i>	<i>Rent limit (2 bedroom)</i>	<i>Renter households</i>	<i>Job examples, 1-worker household</i>	<i>Job examples, 2-worker household</i>
<b>50% AMI</b>	\$45,250/yr \$21.75/hr	\$1,131/mo	35,149 hh (0-50% AMI)	Office Clerk Maintenance Worker Construction Worker	1 full-time worker and 1 part-time worker
<b>60% AMI</b>	\$54,300 \$26.11	\$1,357	7,732 (50-60% AMI)	Retail Supervisor Heavy Truck Driver Carpenter	1 full-time worker and 1 part-time worker 2 minimum wage workers
<b>80% AMI</b>	\$72,400 \$34.81	\$1,810	12,332 (60-80% AMI)	Market Analyst Police Officer Mechanic Supervisor	2 Retail Salespersons Janitor & Laborer Cashier & Childcare Worker
<b>120% AMI</b>	\$108,600 \$52.21	\$2,715	21,870 (80-120% AMI)	Business Analyst Health Services Manager Physical Therapist	2 Retail Supervisors Retail Salesperson & Manufacturing Sales Rep Service Sales Rep & Secretary

Sources: Florida Housing Finance Corporation, 2024 Income and Rent Limits; Florida Department of Commerce, 2023 Occupational Employment and Wage Statistics (median wage by occupation in 2024 dollars); Shimberg Center for Housing Studies, Rental Market Study. Renter household counts exclude non-family, student-headed households.

## What does % Area Median Income (AMI) mean?

# Okaloosa County Workforce

Median wage job: **\$44,837** per year, or **52%** AMI for a household of 3.

					
	<i>Annual income limit and hourly wage for household of 3</i>	<i>Rent limit (2 bedroom)</i>	<i>Renter households</i>	<i>Job examples, 1-worker household</i>	<i>Job examples, 2-worker household</i>
<b>50% AMI</b>	\$43,100/yr \$20.72/hr	\$1,077/mo	7,063 hh (0-50% AMI)	Office Clerk Maintenance Worker Secretary	1 full-time worker and 1 part-time worker
<b>60% AMI</b>	\$51,720 \$24.87	\$1,293	2,685 (50-60% AMI)	Retail Supervisor Bookkeeper Heavy Truck Driver	1 full-time worker and 1 part-time worker 2 minimum wage workers
<b>80% AMI</b>	\$68,960 \$33.15	\$1,724	5,534 (60-80% AMI)	Construction Supervisor HR Specialist Manufacturing Sales Rep	2 Retail Salespersons Cook & Dining Attendant Personal Care Aide & Janitor
<b>120% AMI</b>	\$103,440 \$49.73	\$2,586	7,966 (80-120% AMI)	Systems Analyst Civil Engineer Physical Therapist	2 Retail Supervisors Carpenter & Cement Mason Police Officer & Private Investigator

Sources: Florida Housing Finance Corporation, 2024 Income and Rent Limits; Florida Department of Commerce, 2023 Occupational Employment and Wage Statistics (median wage by occupation in 2024 dollars); Shimberg Center for Housing Studies, Rental Market Study. Renter household counts exclude non-family, student-headed households.








## What does % Area Median Income (AMI) mean?

# Orlando-Kissimmee-Sanford Metro Area Workforce

## Lake, Orange, Osceola and Seminole Counties

Median wage job: **\$44,451** per year, or **51%** AMI for a household of 3.

					
	Annual income limit and hourly wage for household of 3	Rent limit (2 bedroom)	Renter households	Job examples, 1-worker household	Job examples, 2-worker household
<b>50% AMI</b>	\$43,450/yr \$20.89/hr	\$1,086/mo	121,966 hh (0-50% AMI)	Office Clerk Maintenance Worker Secretary	1 full-time worker and 1 part-time worker
<b>60% AMI</b>	\$52,140 \$25.07	\$1,303	30,269 (50-60% AMI)	Heavy Truck Driver Bookkeeper Construction Worker	1 full-time worker and 1 part-time worker 2 minimum wage workers
<b>80% AMI</b>	\$69,520 \$33.42	\$1,738	56,600 (60-80% AMI)	Office Supervisor Construction Supervisor Police Officer	2 Retail Salespersons Janitor & Laborer Customer Service Rep & Dining Attendant
<b>120% AMI</b>	\$104,280 \$50.13	\$2,607	87,035 (80-120% AMI)	Industrial Engineer Physical Therapist Occupational Therapist	2 Heavy Truck Drivers Retail Salesperson & Manufacturing Sales Rep Purchasing Agent & Cashier






Sources: Florida Housing Finance Corporation, 2024 Income and Rent Limits; Florida Department of Commerce, 2023 Occupational Employment and Wage Statistics (median wage by occupation in 2024 dollars); Shimberg Center for Housing Studies, Rental Market Study. Renter household counts exclude non-family, student-headed households.



## What does % Area Median Income (AMI) mean?

### Palm Beach County Workforce

Median wage job: **\$47,946** per year, or **50%** AMI for a household of 3.

					
	<i>Annual income limit and hourly wage for household of 3</i>	<i>Rent limit (2 bedroom)</i>	<i>Renter households</i>	<i>Job examples, 1-worker household</i>	<i>Job examples, 2-worker household</i>
<b>50% AMI</b>	\$48,200/yr \$23.17/hr	\$1,205/mo	73,726 hh (0-50% AMI)	Bookkeeper Secretary Billing Clerk	1 full-time worker and 1 part-time worker
<b>60% AMI</b>	\$57,840 \$27.81	\$1,446	13,220 (50-60% AMI)	Tech Support Electrician Insurance Sales Agent	1 full-time worker and 1 part-time worker 2 minimum wage workers
<b>80% AMI</b>	\$77,120 \$37.08	\$1,928	30,320 (60-80% AMI)	Mechanic Supervisor Flight Attendant Purchasing Agent	2 Stockers Housekeeper & Maintenance Worker Reservation Agent & Retail Salesperson
<b>120% AMI</b>	\$115,680 \$55.62	\$2,892	39,454 (80-120% AMI)	School Administrator Firefighter Supervisor Financial Advisor	2 Tech Supports Service Sales Rep & Secretary Heavy Truck Driver & HR Specialist

Sources: Florida Housing Finance Corporation, 2024 Income and Rent Limits; Florida Department of Commerce, 2023 Occupational Employment and Wage Statistics (median wage by occupation in 2024 dollars); Shimberg Center for Housing Studies, Rental Market Study. Renter household counts exclude non-family, student-headed households.








## What does % Area Median Income (AMI) mean?

# Pensacola-Ferry Pass-Brent Metro Area Workforce

## Escambia and Santa Rosa Counties

Median wage job: **\$43,186** per year, or **53%** AMI for a household of 3.

					
	<i>Annual income limit and hourly wage for household of 3</i>	<i>Rent limit (2 bedroom)</i>	<i>Renter households</i>	<i>Job examples, 1-worker household</i>	<i>Job examples, 2-worker household</i>
<b>50% AMI</b>	\$40,500/yr \$19.47/hr	\$1,012/mo	24,442 hh (0-50% AMI)	Office Clerk Customer Service Rep Food Prep Supervisor	1 full-time worker and 1 part-time worker
<b>60% AMI</b>	\$48,600 \$23.37	\$1,215	4,105 (50-60% AMI)	Bookkeeper Retail Supervisor Heavy Truck Driver	1 full-time worker and 1 part-time worker
<b>80% AMI</b>	\$64,800 \$31.15	\$1,620	7,762 (60-80% AMI)	Office Supervisor Loan Officer Manufacturing Sales Rep	2 Retail Salespersons School Bus Driver & Cashier Hairdresser & Personal Care Aide
<b>120% AMI</b>	\$97,200 \$46.73	\$2,430	13,149 (80-120% AMI)	Systems Analyst Admin Services Manager Tech/Science Sales Rep	2 Bookkeepers Office Clerk & Legal Assistant Service Sales Rep & Secretary






Sources: Florida Housing Finance Corporation, 2024 Income and Rent Limits; Florida Department of Commerce, 2023 Occupational Employment and Wage Statistics (median wage by occupation in 2024 dollars); Shimberg Center for Housing Studies, Rental Market Study. Renter household counts exclude non-family, student-headed households.



## What does % Area Median Income (AMI) mean?

### Polk County Workforce

Median wage job: **\$42,028** per year, or **61%** AMI for a household of 3.

					
	<i>Annual income limit and hourly wage for household of 3</i>	<i>Rent limit (2 bedroom)</i>	<i>Renter households</i>	<i>Job examples, 1-worker household</i>	<i>Job examples, 2-worker household</i>
<b>50% AMI</b>	\$34,400/yr \$16.54/hr	\$860/mo	32,985 hh (0-50% AMI)	Cook Food Prep Worker Receptionist	N/A
<b>60% AMI</b>	\$41,280 \$19.85	\$1,032	6,235 (50-60% AMI)	Customer Service Rep Office Clerk Industrial Truck Operator	1 full-time worker and 1 part-time worker
<b>80% AMI</b>	\$55,040 \$26.46	\$1,376	10,231 (60-80% AMI)	Heavy Truck Driver LPN Electrician	2 Fast Food Workers Agricultural Product Sorter & Hand Packer
<b>120% AMI</b>	\$82,560 \$39.69	\$2,064	19,621 (80-120% AMI)	Registered Nurse Business Analyst Claims Adjuster	2 Customer Service Reps Laborer & Light Truck Driver Nursing Assistant & Office Clerk

Sources: Florida Housing Finance Corporation, 2024 Income and Rent Limits; Florida Department of Commerce, 2023 Occupational Employment and Wage Statistics (median wage by occupation in 2024 dollars); Shimberg Center for Housing Studies, Rental Market Study. Renter household counts exclude non-family, student-headed households.



# What does % Area Median Income (AMI) mean?

## Port St. Lucie Metro Area Workforce

### Martin and Saint Lucie Counties

Median wage job: **\$42,178** per year, or **51%** AMI for a household of 3.



Annual income limit  
and hourly wage  
for household of 3



Rent limit (2  
bedroom)



Renter households



Job examples, 1-worker  
household



Job examples, 2-worker household

#### 50% AMI

\$41,300/yr  
\$19.86/hr

\$1,032/mo

22,795 hh  
(0-50% AMI)

Office Clerk  
Customer Service Rep  
Secretary

1 full-time worker and 1 part-time  
worker

#### 60% AMI

\$49,560  
\$23.83

\$1,239

3,368  
(50-60% AMI)

Bookkeeper  
Heavy Truck Driver  
Retail Supervisor

1 full-time worker and 1 part-time  
worker

#### 80% AMI

\$66,080  
\$31.77

\$1,652

6,261  
(60-80% AMI)

Office Supervisor  
Service Sales Rep  
Construction Supervisor

2 Retail Salespersons  
Stocker & Waiter  
Restaurant Host & Janitor

#### 120% AMI

\$99,120  
\$47.65

\$2,478

8,501  
(80-120% AMI)

Health Services  
Manager  
Network Administrator  
Occupational Therapist

2 Bookkeepers  
Plumber & Private Investigator  
Graphic Designer & Health Educator






Sources: Florida Housing Finance Corporation, 2024 Income and Rent Limits; Florida Department of Commerce, 2023 Occupational Employment and Wage Statistics (median wage by occupation in 2024 dollars); Shimberg Center for Housing Studies, Rental Market Study. Renter household counts exclude non-family, student-headed households.



# What does % Area Median Income (AMI) mean?

## Sumter County Workforce

Median wage job: **\$41,213** per year, or **52%** AMI for a household of 3.

					
	<i>Annual income limit and hourly wage for household of 3</i>	<i>Rent limit (2 bedroom)</i>	<i>Renter households</i>	<i>Job examples, 1-worker household</i>	<i>Job examples, 2-worker household</i>
<b>50% AMI</b>	\$39,450/yr \$18.97/hr	\$986/mo	3,210 hh (0-50% AMI)	Office Clerk Customer Service Rep Medical Secretary	1 full-time worker and 1 part-time worker
<b>60% AMI</b>	\$47,340 \$22.76	\$1,183	304 (50-60% AMI)	Bookkeeper Equipment Operator Carpenter	1 full-time worker and 1 part-time worker
<b>80% AMI</b>	\$63,120 \$30.35	\$1,578	1,562 (60-80% AMI)	Office Supervisor LPN Police Officer	2 Retail Salespersons Dining Attendant & Dishwasher Restaurant Host & Hotel Desk Clerk
<b>120% AMI</b>	\$94,680 \$45.52	\$2,367	1,145 (80-120% AMI)	Business Analyst Systems Analyst Clergy	2 Bookkeepers Secretary & Sheet Metal Worker Firefighter & Correctional Supervisor

Sources: Florida Housing Finance Corporation, 2024 Income and Rent Limits; Florida Department of Commerce, 2023 Occupational Employment and Wage Statistics (median wage by occupation in 2024 dollars); Shimberg Center for Housing Studies, Rental Market Study. Renter household counts exclude non-family, student-headed households.










# What does % Area Median Income (AMI) mean?

## Tallahassee Metro Area Workforce

### Gadsden, Jefferson and Leon Counties

Median wage job: **\$42,199** per year, or **53%** AMI for a household of 3.

					
	<i>Annual income limit and hourly wage for household of 3</i>	<i>Rent limit (2 bedroom)</i>	<i>Renter households</i>	<i>Job examples, 1-worker household</i>	<i>Job examples, 2-worker household</i>
<b>50% AMI</b>	\$39,950/yr \$19.21/hr	\$998/mo	17,520 hh (0-50% AMI)	Office Clerk Secretary Maintenance Worker	1 full-time worker and 1 part-time worker
<b>60% AMI</b>	\$47,940 \$23.05	\$1,198	3,413 (50-60% AMI)	Bookkeeper Retail Supervisor Heavy Truck Driver	1 full-time worker and 1 part-time worker
<b>80% AMI</b>	\$63,920 \$30.73	\$1,598	5,218 (60-80% AMI)	Office Supervisor Systems Analyst Construction Supervisor	2 Retail Salespersons Janitor & Laborer Fast Food Worker & File Clerk
<b>120% AMI</b>	\$95,880 \$46.10	\$2,397	9,042 (80-120% AMI)	Physical Therapist Lawyer Speech Pathologist	2 Bookkeepers Maintenance Worker & Business Analyst Accountant & Auto Technician

Sources: Florida Housing Finance Corporation, 2024 Income and Rent Limits; Florida Department of Commerce, 2023 Occupational Employment and Wage Statistics (median wage by occupation in 2024 dollars); Shimberg Center for Housing Studies, Rental Market Study. Renter household counts exclude non-family, student-headed households.








## What does % Area Median Income (AMI) mean?

# Tampa-St. Petersburg-Clearwater Metro Area Workforce

## Hernando, Hillsborough, Pasco and Pinellas Counties

Median wage job: **\$47,860** per year, or **56%** AMI for a household of 3.

					
	<i>Annual income limit and hourly wage for household of 3</i>	<i>Rent limit (2 bedroom)</i>	<i>Renter households</i>	<i>Job examples, 1-worker household</i>	<i>Job examples, 2-worker household</i>
<b>50% AMI</b>	\$43,000/yr \$20.67/hr	\$1,075/mo	154,312 hh (0-50% AMI)	Customer Service Rep Office Clerk Secretary	1 full-time worker and 1 part-time worker
<b>60% AMI</b>	\$51,600 \$24.81	\$1,290	30,004 (50-60% AMI)	Bookkeeper Heavy Truck Driver Retail Supervisor	1 full-time worker and 1 part-time worker 2 minimum wage workers
<b>80% AMI</b>	\$68,800 \$33.08	\$1,720	64,866 (60-80% AMI)	Office Supervisor Manufacturing Sales Rep HR Specialist	2 Retail Salespersons Janitor & Laborer Office Clerk & Hand Packer
<b>120% AMI</b>	\$103,200 \$49.62	\$2,580	86,035 (80-120% AMI)	Business Analyst Project Manager Construction Manager	2 Bookkeepers Retail Salesperson & Manufacturing Sales Rep HR Specialist & Janitor






Sources: Florida Housing Finance Corporation, 2024 Income and Rent Limits; Florida Department of Commerce, 2023 Occupational Employment and Wage Statistics (median wage by occupation in 2024 dollars); Shimberg Center for Housing Studies, Rental Market Study. Renter household counts exclude non-family, student-headed households.



# What does % Area Median Income (AMI) mean?

## Volusia County Workforce

Median wage job: **\$39,240** per year, or **53%** AMI for a household of 3.

					
	<i>Annual income limit and hourly wage for household of 3</i>	<i>Rent limit (2 bedroom)</i>	<i>Renter households</i>	<i>Job examples, 1-worker household</i>	<i>Job examples, 2-worker household</i>
<b>50% AMI</b>	\$37,300/yr \$17.93/hr	\$932/mo	22,292 hh (0-50% AMI)	Stocker Customer Service Rep Nursing Assistant	N/A
<b>60% AMI</b>	\$44,760 \$21.52	\$1,119	5,024 (50-60% AMI)	Bookkeeper Auto Technician Equipment Operator	1 full-time worker and 1 part-time worker
<b>80% AMI</b>	\$59,680 \$28.69	\$1,492	7,096 (60-80% AMI)	Office Supervisor Service Sales Rep Manufacturing Sales Rep	2 Fast Food Workers Personal Care Aide & Restaurant Host Janitor & Hand Packer
<b>120% AMI</b>	\$89,520 \$43.04	\$2,238	15,513 (80-120% AMI)	Registered Nurse Data Scientist Chemist	2 Bookkeepers Office Clerk & Equipment Operator Roofer & Secretary






Sources: Florida Housing Finance Corporation, 2024 Income and Rent Limits; Florida Department of Commerce, 2023 Occupational Employment and Wage Statistics (median wage by occupation in 2024 dollars); Shimberg Center for Housing Studies, Rental Market Study. Renter household counts exclude non-family, student-headed households.



# What does % Area Median Income (AMI) mean?

## Wakulla County Workforce

Median wage job: **\$42,199** per year, or **52%** AMI for a household of 3.

					
	<i>Annual income limit and hourly wage for household of 3</i>	<i>Rent limit (2 bedroom)</i>	<i>Renter households</i>	<i>Job examples, 1-worker household</i>	<i>Job examples, 2-worker household</i>
<b>50% AMI</b>	\$40,350/yr \$19.40/hr	\$1,008/mo	1,288 hh (0-50% AMI)	Secretary Maintenance Worker Light Truck Driver	1 full-time worker and 1 part-time worker
<b>60% AMI</b>	\$48,420 \$23.28	\$1,210	259 (50-60% AMI)	Retail Supervisor Heavy Truck Driver Electrician	1 full-time worker and 1 part-time worker
<b>80% AMI</b>	\$64,560 \$31.04	\$1,614	270 (60-80% AMI)	Systems Analyst Construction Supervisor Market Analyst	2 Retail Salespersons Fast Food Worker & Food Prep Supervisor Janitor & Laborer
<b>120% AMI</b>	\$96,840 \$46.56	\$2,421	345 (80-120% AMI)	Physical Therapist Lawyer Finance Manager	2 Retail Supervisors Maintenance Worker & Business Analyst Accountant & Auto Technician






Sources: Florida Housing Finance Corporation, 2024 Income and Rent Limits; Florida Department of Commerce, 2023 Occupational Employment and Wage Statistics (median wage by occupation in 2024 dollars); Shimberg Center for Housing Studies, Rental Market Study. Renter household counts exclude non-family, student-headed households.



## What does % Area Median Income (AMI) mean?

### Walton County Workforce

Median wage job: **\$44,837** per year, or **55%** AMI for a household of 3.

					
	<i>Annual income limit and hourly wage for household of 3</i>	<i>Rent limit (2 bedroom)</i>	<i>Renter households</i>	<i>Job examples, 1-worker household</i>	<i>Job examples, 2-worker household</i>
<b>50% AMI</b>	\$40,800/yr \$19.62/hr	\$1,020/mo	2,237 hh (0-50% AMI)	Office Clerk Customer Service Rep Maintenance Worker	1 full-time worker and 1 part-time worker
<b>60% AMI</b>	\$48,960 \$23.54	\$1,224	398 (50-60% AMI)	Retail Supervisor Bookkeeper Carpenter	1 full-time worker and 1 part-time worker
<b>80% AMI</b>	\$65,280 \$31.38	\$1,632	938 (60-80% AMI)	Service Sales Rep Construction Supervisor Property Manager	2 Retail Salespersons Cook & Dining Attendant Restaurant Host & Hotel Desk Clerk
<b>120% AMI</b>	\$97,920 \$47.08	\$2,448	1,438 (80-120% AMI)	Project Manager Purchasing Agent Logistician	2 Retail Supervisors HVAC Technician & Heavy Truck Driver Billing Clerk & Bookkeeper






Sources: Florida Housing Finance Corporation, 2024 Income and Rent Limits; Florida Department of Commerce, 2023 Occupational Employment and Wage Statistics (median wage by occupation in 2024 dollars); Shimberg Center for Housing Studies, Rental Market Study. Renter household counts exclude non-family, student-headed households.



## What does % Area Median Income (AMI) mean?

# Washington County Workforce

Median wage job: **\$40,548** per year, or **69%** AMI for a household of 3.

					
	<i>Annual income limit and hourly wage for household of 3</i>	<i>Rent limit (2 bedroom)</i>	<i>Renter households</i>	<i>Job examples, 1-worker household</i>	<i>Job examples, 2-worker household</i>
<b>50% AMI</b>	\$29,350/yr \$14.11/hr	\$733/mo	601 hh (0-50% AMI)	Fast Food Worker Cashier Restaurant Host	N/A
<b>60% AMI</b>	\$35,220 \$16.93	\$880	107 (50-60% AMI)	Customer Service Rep Cook Landscaper	1 full-time worker and 1 part-time worker
<b>80% AMI</b>	\$46,960 \$22.58	\$1,174	252 (60-80% AMI)	Bookkeeper Heavy Truck Driver Carpenter	1 full-time worker and 1 part-time worker
<b>120% AMI</b>	\$70,440 \$33.87	\$1,761	386 (80-120% AMI)	Accountant Property Manager HR Specialist	2 Customer Service Reps Retail Salesperson & Security Guard Janitor & Laborer

Sources: Florida Housing Finance Corporation, 2024 Income and Rent Limits; Florida Department of Commerce, 2023 Occupational Employment and Wage Statistics (median wage by occupation in 2024 dollars); Shimberg Center for Housing Studies, Rental Market Study. Renter household counts exclude non-family, student-headed households.

