






What does % Area Median Income (AMI) mean?

Volusia County Workforce

Median wage job: **\$37,344** per year, or **54%** AMI for a household of 3.

					
	<i>Annual income limit and hourly wage for household of 3</i>	<i>Rent limit (2 bedroom)</i>	<i>Renter households</i>	<i>Job examples, 1-worker household</i>	<i>Job examples, 2-worker household</i>
50% AMI	\$34,850/yr \$16.75/hr	\$871/mo	22,292 hh (0-50% AMI)	School Bus Driver Customer Service Rep Laborer	N/A
60% AMI	\$41,820 \$20.11	\$1,045	5,024 (50-60% AMI)	Bookkeeper Construction Worker Auto Technician	1 full-time worker and 1 part-time worker
80% AMI	\$55,760 \$26.81	\$1,394	7,096 (60-80% AMI)	Office Supervisor LPN HR Specialist	2 Cashiers Food Prep Worker & Restaurant Host Cook & Dining Attendant
120% AMI	\$83,640 \$40.21	\$2,091	15,513 (80-120% AMI)	School Administrator Civil Engineer Dental Hygienist	2 Bookkeepers Retail Salesperson & Service Sales Rep Court Clerk & Dental Asst

Sources: Florida Housing Finance Corporation, 2023 Income and Rent Limits; Florida Department of Commerce, 2022 Occupational Employment and Wage Statistics (median wage by occupation in 2023 dollars); Shimberg Center for Housing Studies, Rental Market Study. Renter household counts exclude non-family, student-headed households.