






What does % Area Median Income (AMI) mean?

Port St. Lucie Metro Area Workforce

Martin and Saint Lucie Counties

Median wage job: **\$39,475** per year, or **52%** AMI for a household of 3.

					
	<i>Annual income limit and hourly wage for household of 3</i>	<i>Rent limit (2 bedroom)</i>	<i>Renter households</i>	<i>Job examples, 1-worker household</i>	<i>Job examples, 2-worker household</i>
50% AMI	\$38,150/yr \$18.34/hr	\$953/mo	22,795 hh (0-50% AMI)	Customer Service Rep Maintenance Worker Food Prep Supervisor	1 full-time worker and 1 part-time worker
60% AMI	\$45,780 \$22.01	\$1,144	3,368 (50-60% AMI)	Bookkeeper Construction Worker Carpenter	1 full-time worker and 1 part-time worker
80% AMI	\$61,040 \$29.35	\$1,526	6,261 (60-80% AMI)	Office Supervisor Manufacturing Sales Rep HR Specialist	2 Retail Salespersons Customer Service Rep & Fast Food Worker Cashier & Childcare Worker
120% AMI	\$91,560 \$44.02	\$2,289	8,501 (80-120% AMI)	Lawyer Speech Pathologist Computer Programmer	2 Bookkeepers Landscaper & LPN Customer Service Rep & Dental Asst

Sources: Florida Housing Finance Corporation, 2023 Income and Rent Limits; Florida Department of Commerce, 2022 Occupational Employment and Wage Statistics (median wage by occupation in 2023 dollars); Shimberg Center for Housing Studies, Rental Market Study. Renter household counts exclude non-family, student-headed households.