






What does % Area Median Income (AMI) mean?

Flagler County Workforce

Median wage job: **\$37,344** per year, or **53%** AMI for a household of 3.

					
	<i>Annual income limit and hourly wage for household of 3</i>	<i>Rent limit (2 bedroom)</i>	<i>Renter households</i>	<i>Job examples, 1-worker household</i>	<i>Job examples, 2-worker household</i>
50% AMI	\$35,550/yr \$17.09/hr	\$888/mo	3,500 hh (0-50% AMI)	School Bus Driver Customer Service Rep Medical Secretary	N/A
60% AMI	\$42,660 \$20.51	\$1,066	877 (50-60% AMI)	Bookkeeper Auto Technician Roofer	1 full-time worker and 1 part-time worker
80% AMI	\$56,880 \$27.35	\$1,422	2,235 (60-80% AMI)	Office Supervisor Service Sales Rep Postal Worker	2 Cashiers Cook & Dining Attendant Food Prep Worker & Food Server
120% AMI	\$85,320 \$41.02	\$2,133	2,455 (80-120% AMI)	Civil Engineer Construction Manager College Administrator	2 Bookkeepers Retail Salesperson & Service Sales Rep Billing Clerk & Bookkeeper

Sources: Florida Housing Finance Corporation, 2023 Income and Rent Limits; Florida Department of Commerce, 2022 Occupational Employment and Wage Statistics (median wage by occupation in 2023 dollars); Shimberg Center for Housing Studies, Rental Market Study. Renter household counts exclude non-family, student-headed households.