






What does % Area Median Income (AMI) mean?

Brevard County Workforce

Median wage job: **\$45,415** per year, or **59%** AMI for a household of 3.

					
	<i>Annual income limit and hourly wage for household of 3</i>	<i>Rent limit (2 bedroom)</i>	<i>Renter households</i>	<i>Job examples, 1-worker household</i>	<i>Job examples, 2-worker household</i>
50% AMI	\$38,700/yr \$18.61/hr	\$967/mo	26,441 hh (0-50% AMI)	Customer Service Rep Office Clerk Maintenance Worker	1 full-time worker and 1 part-time worker
60% AMI	\$46,440 \$22.33	\$1,161	5,185 (50-60% AMI)	Bookkeeper Construction Worker Auto Technician	1 full-time worker and 1 part-time worker
80% AMI	\$61,920 \$29.77	\$1,548	9,148 (60-80% AMI)	Office Supervisor Service Sales Rep Insurance Sales Agent	2 Retail Salespersons Customer Service Rep & Fast Food Worker Cashier & Childcare Worker
120% AMI	\$92,880 \$44.65	\$2,322	12,915 (80-120% AMI)	Commercial Pilot Computer Programmer Environmental Engineer	2 Bookkeepers LPN & Light Truck Driver Construction Worker & Dental Asst

Sources: Florida Housing Finance Corporation, 2023 Income and Rent Limits; Florida Department of Commerce, 2022 Occupational Employment and Wage Statistics (median wage by occupation in 2023 dollars); Shimberg Center for Housing Studies, Rental Market Study. Renter household counts exclude non-family, student-headed households.