






## What does % Area Median Income (AMI) mean?

### Bay County Workforce

Median wage job: **\$38,700** per year, or **55%** AMI for a household of 3.






|                 |  |  |  |  |  |
|-----------------|---|---|--|---|---|
|                 | <i>Annual income limit and hourly wage for household of 3</i>                     | <i>Rent limit (2 bedroom)</i>   | <i>Renter households</i>   | <i>Job examples, 1-worker household</i>   | <i>Job examples, 2-worker household</i>   |
| <b>50% AMI</b>  | \$35,450/yr<br>\$17.04/hr   | \$886/mo  | 7,329 hh<br>(0-50% AMI)  | Stocker<br>Laborer<br>Nursing Asst  | N/A   |
| <b>60% AMI</b>  | \$42,540<br>\$20.45   | \$1,063   | 1,815<br>(50-60% AMI)  | Secretary<br>Bookkeeper<br>Light Truck Driver                                       | 1 full-time worker and 1 part-time worker   |
| <b>80% AMI</b>  | \$56,720<br>\$27.27   | \$1,418   | 4,051<br>(60-80% AMI)  | Office Supervisor<br>Mechanic Supervisor<br>HR Specialist                           | 2 Cashiers<br>Personal Care Aide & Restaurant Host<br>Janitor & Laundry Worker      |
| <b>120% AMI</b> | \$85,080<br>\$40.90   | \$2,127   | 6,262<br>(80-120% AMI)   | Civil Engineer<br>Network Administrator<br>Business Analyst                         | 2 Secretaries<br>Office Clerk & Equipment Operator<br>Cabinetmaker & Carpenter      |

Sources: Florida Housing Finance Corporation, 2023 Income and Rent Limits; Florida Department of Commerce, 2022 Occupational Employment and Wage Statistics (median wage by occupation in 2023 dollars); Shimberg Center for Housing Studies, Rental Market Study. Renter household counts exclude non-family, student-headed households.

## What does % Area Median Income (AMI) mean?

### Brevard County Workforce

Median wage job: **\$45,415** per year, or **59%** AMI for a household of 3.






|                 |  |  |  |  |             |
|-----------------|---|---|--|---|--|
|                 | <i>Annual income limit and hourly wage for household of 3</i>                     | <i>Rent limit (2 bedroom)</i>   | <i>Renter households</i>   | <i>Job examples, 1-worker household</i>   | <i>Job examples, 2-worker household</i>  |
| <b>50% AMI</b>  | \$38,700/yr<br>\$18.61/hr   | \$967/mo  | 26,441 hh<br>(0-50% AMI)   | Customer Service Rep<br>Office Clerk<br>Maintenance Worker                          | 1 full-time worker and 1 part-time worker  |
| <b>60% AMI</b>  | \$46,440<br>\$22.33   | \$1,161   | 5,185<br>(50-60% AMI)  | Bookkeeper<br>Construction Worker<br>Auto Technician                                | 1 full-time worker and 1 part-time worker  |
| <b>80% AMI</b>  | \$61,920<br>\$29.77   | \$1,548   | 9,148<br>(60-80% AMI)  | Office Supervisor<br>Service Sales Rep<br>Insurance Sales Agent                     | 2 Retail Salespersons<br>Customer Service Rep & Fast Food Worker<br>Cashier & Childcare Worker |
| <b>120% AMI</b> | \$92,880<br>\$44.65   | \$2,322   | 12,915<br>(80-120% AMI)  | Commercial Pilot<br>Computer Programmer<br>Environmental Engineer                   | 2 Bookkeepers<br>LPN & Light Truck Driver<br>Construction Worker & Dental Asst                 |

Sources: Florida Housing Finance Corporation, 2023 Income and Rent Limits; Florida Department of Commerce, 2022 Occupational Employment and Wage Statistics (median wage by occupation in 2023 dollars); Shimberg Center for Housing Studies, Rental Market Study. Renter household counts exclude non-family, student-headed households.

## What does % Area Median Income (AMI) mean?

### Broward County Workforce

Median wage job: **\$45,243** per year, or **52%** AMI for a household of 3.






|                 |  |  |  |  |         |
|-----------------|---|---|--|---|--|
|                 | <i>Annual income limit and hourly wage for household of 3</i>                     | <i>Rent limit (2 bedroom)</i>   | <i>Renter households</i>   | <i>Job examples, 1-worker household</i>   | <i>Job examples, 2-worker household</i>  |
| <b>50% AMI</b>  | \$43,200/yr<br>\$20.77/hr   | \$1,080/mo  | 91,570 hh<br>(0-50% AMI)   | Office Clerk<br>Secretary<br>Maintenance Worker                                     | 1 full-time worker and 1 part-time worker  |
| <b>60% AMI</b>  | \$51,840<br>\$24.92   | \$1,296   | 21,490<br>(50-60% AMI)   | Heavy Truck Driver<br>Retail Supervisor<br>Auto Technician                          | 1 full-time worker and 1 part-time worker<br>2 minimum wage workers                        |
| <b>80% AMI</b>  | \$69,120<br>\$33.23   | \$1,728   | 40,615<br>(60-80% AMI)   | Office Supervisor<br>Property Manager<br>HR Specialist                              | 2 Stockers<br>Janitor & Landscaper<br>Customer Service Rep & Dining Attendant              |
| <b>120% AMI</b> | \$103,680<br>\$49.85  | \$2,592   | 64,077<br>(80-120% AMI)  | Speech Pathologist<br>Occupational Therapist<br>Industrial Engineer                 | 2 Heavy Truck Drivers<br>Retail Salesperson & Financial Agent<br>Office Clerk & Legal Asst |

Sources: Florida Housing Finance Corporation, 2023 Income and Rent Limits; Florida Department of Commerce, 2022 Occupational Employment and Wage Statistics (median wage by occupation in 2023 dollars); Shimberg Center for Housing Studies, Rental Market Study. Renter household counts exclude non-family, student-headed households.

## What does % Area Median Income (AMI) mean?

### Charlotte County Workforce

Median wage job: **\$38,485** per year, or **56%** AMI for a household of 3.






|                 |  |  |  |  |         |
|-----------------|---|---|--|---|--|
|                 | <i>Annual income limit and hourly wage for household of 3</i>                     | <i>Rent limit (2 bedroom)</i>   | <i>Renter households</i>   | <i>Job examples, 1-worker household</i>   | <i>Job examples, 2-worker household</i>  |
| <b>50% AMI</b>  | \$34,550/yr<br>\$16.61/hr   | \$863/mo  | 5,259 hh<br>(0-50% AMI)  | Receptionist<br>Nursing Asst<br>Landscaper  | N/A  |
| <b>60% AMI</b>  | \$41,460<br>\$19.93   | \$1,036   | 1,007<br>(50-60% AMI)  | Office Clerk<br>Pharmacy Tech<br>Maintenance Worker                                 | 1 full-time worker and 1 part-time worker  |
| <b>80% AMI</b>  | \$55,280<br>\$26.58   | \$1,382   | 2,906<br>(60-80% AMI)  | Office Supervisor<br>Postal Worker<br>Legal Asst                                    | 2 Cashiers<br>Dining Attendant & Dishwasher<br>Farmworker & Fast Food Worker               |
| <b>120% AMI</b> | \$82,920<br>\$39.87   | \$2,073   | 3,483<br>(80-120% AMI)   | Registered Nurse<br>Dental Hygienist<br>Aircraft Mechanic                           | 2 Office Clerks<br>Med Asst & Med Records Specialist<br>Engine Mechanic & Building Painter |

Sources: Florida Housing Finance Corporation, 2023 Income and Rent Limits; Florida Department of Commerce, 2022 Occupational Employment and Wage Statistics (median wage by occupation in 2023 dollars); Shimberg Center for Housing Studies, Rental Market Study. Renter household counts exclude non-family, student-headed households.

## What does % Area Median Income (AMI) mean?

### Citrus County Workforce

Median wage job: **\$36,397** per year, or **62%** AMI for a household of 3.






|                 |  |  |  |  |            |
|-----------------|---|---|--|---|---|
|                 | <i>Annual income limit and hourly wage for household of 3</i>                     | <i>Rent limit (2 bedroom)</i>   | <i>Renter households</i>   | <i>Job examples, 1-worker household</i>   | <i>Job examples, 2-worker household</i>   |
| <b>50% AMI</b>  | \$29,500/yr<br>\$14.18/hr   | \$737/mo  | 5,720 hh<br>(0-50% AMI)  | Retail Salesperson<br>Cook<br>Janitor   | N/A   |
| <b>60% AMI</b>  | \$35,400<br>\$17.02   | \$885   | 936<br>(50-60% AMI)  | Office Clerk<br>Secretary<br>Maintenance Worker                                     | 1 full-time worker and 1 part-time worker   |
| <b>80% AMI</b>  | \$47,200<br>\$22.69   | \$1,180   | 1,685<br>(60-80% AMI)  | Retail Supervisor<br>Police Officer<br>Transportation Supervisor                    | 1 full-time worker and 1 part-time worker   |
| <b>120% AMI</b> | \$70,800<br>\$34.04   | \$1,770   | 2,557<br>(80-120% AMI)   | General Operations Manager<br>Network Administrator<br>Real Estate Broker           | 2 Office Clerks<br>Landscaper & Maintenance Worker<br>Customer Service Rep & Data Entry Keyer |

Sources: Florida Housing Finance Corporation, 2023 Income and Rent Limits; Florida Department of Commerce, 2022 Occupational Employment and Wage Statistics (median wage by occupation in 2023 dollars); Shimberg Center for Housing Studies, Rental Market Study. Renter household counts exclude non-family, student-headed households.

## What does % Area Median Income (AMI) mean?

### Collier County Workforce

Median wage job: **\$41,304** per year, or **46%** AMI for a household of 3.






|                 |  |  |  |  |  |
|-----------------|---|---|--|---|---|
|                 | <i>Annual income limit and hourly wage for household of 3</i>                     | <i>Rent limit (2 bedroom)</i>   | <i>Renter households</i>   | <i>Job examples, 1-worker household</i>   | <i>Job examples, 2-worker household</i>   |
| <b>50% AMI</b>  | \$44,950/yr<br>\$21.61/hr   | \$1,123/mo  | 15,567 hh<br>(0-50% AMI)   | Maintenance Worker<br>Food Prep Supervisor<br>Secretary                             | 1 full-time worker and 1 part-time worker   |
| <b>60% AMI</b>  | \$53,940<br>\$25.93   | \$1,348   | 3,472<br>(50-60% AMI)  | Bookkeeper<br>Retail Supervisor<br>Electrician                                      | 1 full-time worker and 1 part-time worker<br>2 minimum wage workers                 |
| <b>80% AMI</b>  | \$71,920<br>\$34.58   | \$1,798   | 6,370<br>(60-80% AMI)  | Mechanic Supervisor<br>Food Service Manager<br>Cost Estimator                       | 2 Food Prep Workers<br>Stocker & Waiter<br>Janitor & Landscaper                     |
| <b>120% AMI</b> | \$107,880<br>\$51.87  | \$2,697   | 7,476<br>(80-120% AMI)   | Physical Therapist<br>Lawyer<br>Dental Hygienist                                    | 2 Bookkeepers<br>Carpenter & Tech Support<br>Service Sales Rep & Secretary          |

Sources: Florida Housing Finance Corporation, 2023 Income and Rent Limits; Florida Department of Commerce, 2022 Occupational Employment and Wage Statistics (median wage by occupation in 2023 dollars); Shimberg Center for Housing Studies, Rental Market Study. Renter household counts exclude non-family, student-headed households.

## What does % Area Median Income (AMI) mean?

### Flagler County Workforce

Median wage job: **\$37,344** per year, or **53%** AMI for a household of 3.

|                 |  |  |  |  |    |
|-----------------|---|---|--|---|---|
|                 | <i>Annual income limit and hourly wage for household of 3</i>                     | <i>Rent limit (2 bedroom)</i>   | <i>Renter households</i>   | <i>Job examples, 1-worker household</i>   | <i>Job examples, 2-worker household</i>   |
| <b>50% AMI</b>  | \$35,550/yr<br>\$17.09/hr   | \$888/mo  | 3,500 hh<br>(0-50% AMI)  | School Bus Driver<br>Customer Service Rep<br>Medical Secretary                      | N/A   |
| <b>60% AMI</b>  | \$42,660<br>\$20.51   | \$1,066   | 877<br>(50-60% AMI)  | Bookkeeper<br>Auto Technician<br>Roofer   | 1 full-time worker and 1 part-time worker   |
| <b>80% AMI</b>  | \$56,880<br>\$27.35   | \$1,422   | 2,235<br>(60-80% AMI)  | Office Supervisor<br>Service Sales Rep<br>Postal Worker                             | 2 Cashiers<br>Cook & Dining Attendant<br>Food Prep Worker & Food Server               |
| <b>120% AMI</b> | \$85,320<br>\$41.02   | \$2,133   | 2,455<br>(80-120% AMI)   | Civil Engineer<br>Construction Manager<br>College Administrator                     | 2 Bookkeepers<br>Retail Salesperson & Service Sales Rep<br>Billing Clerk & Bookkeeper |






Sources: Florida Housing Finance Corporation, 2023 Income and Rent Limits; Florida Department of Commerce, 2022 Occupational Employment and Wage Statistics (median wage by occupation in 2023 dollars); Shimberg Center for Housing Studies, Rental Market Study. Renter household counts exclude non-family, student-headed households.

## What does % Area Median Income (AMI) mean?

### Gainesville Metro Area Workforce

### Alachua and Gilchrist Counties

Median wage job: **\$44,188** per year, or **57%** AMI for a household of 3.

|                 |  |  |  |  |                        |
|-----------------|---|---|--|---|---|
|                 | <i>Annual income limit and hourly wage for household of 3</i>                     | <i>Rent limit (2 bedroom)</i>   | <i>Renter households</i>   | <i>Job examples, 1-worker household</i>   | <i>Job examples, 2-worker household</i>   |
| <b>50% AMI</b>  | \$39,050/yr<br>\$18.77/hr   | \$976/mo  | 12,981 hh<br>(0-50% AMI)   | Office Clerk<br>Nursing Asst<br>Customer Service Rep                                | 1 full-time worker and 1 part-time worker   |
| <b>60% AMI</b>  | \$46,860<br>\$22.53   | \$1,171   | 1,392<br>(50-60% AMI)  | Bookkeeper<br>Correctional Officer<br>Heavy Truck Driver                            | 1 full-time worker and 1 part-time worker   |
| <b>80% AMI</b>  | \$62,480<br>\$30.04   | \$1,562   | 4,652<br>(60-80% AMI)  | Office Supervisor<br>HR Specialist<br>Police Officer                                | 2 Retail Salespersons<br>Stocker & Waiter<br>Cashier & Vehicle Cleaner                                    |
| <b>120% AMI</b> | \$93,720<br>\$45.06   | \$2,343   | 6,164<br>(80-120% AMI)   | Physical Therapist<br>Network Administrator<br>Industrial Engineer                  | 2 Bookkeepers<br>Mental Health Social Worker & Meter Reader<br>Direct Care Supervisor & Retail Supervisor |






Sources: Florida Housing Finance Corporation, 2023 Income and Rent Limits; Florida Department of Commerce, 2022 Occupational Employment and Wage Statistics (median wage by occupation in 2023 dollars); Shimberg Center for Housing Studies, Rental Market Study. Renter household counts exclude non-family, student-headed households.



## What does % Area Median Income (AMI) mean?

### Indian River County Workforce

Median wage job: **\$39,238** per year, or **55%** AMI for a household of 3.

|                 |  |  |  |  |          |
|-----------------|---|---|--|---|---|
|                 | <i>Annual income limit and hourly wage for household of 3</i>                     | <i>Rent limit (2 bedroom)</i>   | <i>Renter households</i>   | <i>Job examples, 1-worker household</i>   | <i>Job examples, 2-worker household</i>   |
| <b>50% AMI</b>  | \$35,650/yr<br>\$17.14/hr   | \$891/mo  | 5,602 hh<br>(0-50% AMI)  | Nursing Asst<br>Landscaper<br>Customer Service Rep                                  | N/A   |
| <b>60% AMI</b>  | \$42,780<br>\$20.57   | \$1,069   | 2,476<br>(50-60% AMI)  | Office Clerk<br>Firefighter<br>Pharmacy Tech  | 1 full-time worker and 1 part-time worker   |
| <b>80% AMI</b>  | \$57,040<br>\$27.42   | \$1,426   | 1,422<br>(60-80% AMI)  | Service Sales Rep<br>LPN<br>Market Analyst  | 2 Cashiers<br>Floral Designer & Food Server<br>Janitor & Hand Packer                        |
| <b>120% AMI</b> | \$85,560<br>\$41.13   | \$2,139   | 3,890<br>(80-120% AMI)   | Registered Nurse<br>Dental Hygienist<br>Computer Programmer                         | 2 Office Clerks<br>Electrician & Highway Maintenance Worker<br>Mason & Family Social Worker |






Sources: Florida Housing Finance Corporation, 2023 Income and Rent Limits; Florida Department of Commerce, 2022 Occupational Employment and Wage Statistics (median wage by occupation in 2023 dollars); Shimberg Center for Housing Studies, Rental Market Study. Renter household counts exclude non-family, student-headed households.

## What does % Area Median Income (AMI) mean?

### Jacksonville Metro Area Workforce

### Clay, Duval, Nassau and Saint Johns Counties

Median wage job: **\$43,048** per year, or **54%** AMI for a household of 3.






|                 |  |  |  |  |          |
|-----------------|---|---|--|---|---|
|                 | <i>Annual income limit and hourly wage for household of 3</i>                     | <i>Rent limit (2 bedroom)</i>   | <i>Renter households</i>   | <i>Job examples, 1-worker household</i>   | <i>Job examples, 2-worker household</i>   |
| <b>50% AMI</b>  | \$39,850/yr<br>\$19.16/hr   | \$996/mo  | 81,747 hh<br>(0-50% AMI)   | Customer Service Rep<br>Office Clerk<br>Medical Asst                                | 1 full-time worker and 1 part-time worker   |
| <b>60% AMI</b>  | \$47,820<br>\$22.99   | \$1,195   | 14,765<br>(50-60% AMI)   | Bookkeeper<br>Retail Supervisor<br>Construction Worker                              | 1 full-time worker and 1 part-time worker   |
| <b>80% AMI</b>  | \$63,760<br>\$30.65   | \$1,594   | 34,132<br>(60-80% AMI)   | Office Supervisor<br>Police Officer<br>Aircraft Mechanic                            | 2 Retail Salespersons<br>School Bus Driver & Fast Food Worker<br>Office Clerk & Hand Packer |
| <b>120% AMI</b> | \$95,640<br>\$45.98   | \$2,391   | 44,856<br>(80-120% AMI)  | Industrial Engineer<br>Speech Pathologist<br>Architect                              | 2 Bookkeepers<br>LPN & Light Truck Driver<br>Customer Service Rep & Dental Asst             |

Sources: Florida Housing Finance Corporation, 2023 Income and Rent Limits; Florida Department of Commerce, 2022 Occupational Employment and Wage Statistics (median wage by occupation in 2023 dollars); Shimberg Center for Housing Studies, Rental Market Study. Renter household counts exclude non-family, student-headed households.

## What does % Area Median Income (AMI) mean?

### Lee County Workforce

Median wage job: **\$40,250** per year, or **53%** AMI for a household of 3.






|                 |  |  |  |  |      |
|-----------------|---|---|--|---|---|
|                 | <i>Annual income limit and hourly wage for household of 3</i>                     | <i>Rent limit (2 bedroom)</i>   | <i>Renter households</i>   | <i>Job examples, 1-worker household</i>   | <i>Job examples, 2-worker household</i>   |
| <b>50% AMI</b>  | \$38,300/yr<br>\$18.41/hr   | \$957/mo  | 28,742 hh<br>(0-50% AMI)   | Nursing Asst<br>Landscaper<br>Construction Worker                                   | 1 full-time worker and 1 part-time worker   |
| <b>60% AMI</b>  | \$45,960<br>\$22.10   | \$1,149   | 4,911<br>(50-60% AMI)  | Bookkeeper<br>Exercise Trainer<br>Insurance Clerk                                   | 1 full-time worker and 1 part-time worker   |
| <b>80% AMI</b>  | \$61,280<br>\$29.46   | \$1,532   | 12,521<br>(60-80% AMI)   | Office Supervisor<br>Firefighter<br>Property Manager                                | 2 Retail Salespersons<br>Fast Food Worker & Food Prep Worker<br>Cook & Dining Attendant |
| <b>120% AMI</b> | \$91,920<br>\$44.19   | \$2,298   | 22,226<br>(80-120% AMI)  | Civil Engineer<br>Computer Programmer<br>Business Analyst                           | 2 Bookkeepers<br>LPN & Light Truck Driver<br>Roofer & Secretary                         |

Sources: Florida Housing Finance Corporation, 2023 Income and Rent Limits; Florida Department of Commerce, 2022 Occupational Employment and Wage Statistics (median wage by occupation in 2023 dollars); Shimberg Center for Housing Studies, Rental Market Study. Renter household counts exclude non-family, student-headed households.

## What does % Area Median Income (AMI) mean?

### Marion County Workforce

Median wage job: **\$37,645** per year, or **63%** AMI for a household of 3.






|                 |  |  |  |  |  |
|-----------------|---|---|--|---|---|
|                 | <i>Annual income limit and hourly wage for household of 3</i>                     | <i>Rent limit (2 bedroom)</i>   | <i>Renter households</i>   | <i>Job examples, 1-worker household</i>   | <i>Job examples, 2-worker household</i>   |
| <b>50% AMI</b>  | \$29,650/yr<br>\$14.25/hr   | \$741/mo  | 14,100 hh<br>(0-50% AMI)   | Retail Salesperson<br>Personal Care Aide<br>Childcare Worker                        | N/A   |
| <b>60% AMI</b>  | \$35,580<br>\$17.11   | \$889   | 2,860<br>(50-60% AMI)  | School Bus Driver<br>Medical Secretary<br>Customer Service Rep                      | 1 full-time worker and 1 part-time worker   |
| <b>80% AMI</b>  | \$47,440<br>\$22.81   | \$1,186   | 4,869<br>(60-80% AMI)  | Heavy Truck Driver<br>Plumber<br>Auto Technician                                    | 1 full-time worker and 1 part-time worker   |
| <b>120% AMI</b> | \$71,160<br>\$34.21   | \$1,779   | 9,042<br>(80-120% AMI)   | Registered Nurse<br>Accountant<br>Health Social Worker                              | 2 Stockers<br>Nursing Asst & Office Clerk<br>Landscaper & Light Truck Driver        |

Sources: Florida Housing Finance Corporation, 2023 Income and Rent Limits; Florida Department of Commerce, 2022 Occupational Employment and Wage Statistics (median wage by occupation in 2023 dollars); Shimberg Center for Housing Studies, Rental Market Study. Renter household counts exclude non-family, student-headed households.

## What does % Area Median Income (AMI) mean?

### Miami-Dade County Workforce

Median wage job: **\$45,243** per year, or **49%** AMI for a household of 3.

|                 |  |  |  |  |  |
|-----------------|---|---|--|---|---|
|                 | <i>Annual income limit and hourly wage for household of 3</i>                     | <i>Rent limit (2 bedroom)</i>   | <i>Renter households</i>   | <i>Job examples, 1-worker household</i>   | <i>Job examples, 2-worker household</i>   |
| <b>50% AMI</b>  | \$46,450/yr<br>\$22.33/hr   | \$1,161/mo  | 151,213 hh<br>(0-50% AMI)  | Bookkeeper<br>Insurance Sales Agent<br>Housekeeping Supervisor                      | 1 full-time worker and 1 part-time worker   |
| <b>60% AMI</b>  | \$55,740<br>\$26.80   | \$1,393   | 30,928<br>(50-60% AMI)   | Tech Support<br>Electrician<br>LPN  | 1 full-time worker and 1 part-time worker<br>2 minimum wage workers                 |
| <b>80% AMI</b>  | \$74,320<br>\$35.73   | \$1,858   | 56,419<br>(60-80% AMI)   | Firefighter<br>Aircraft Mechanic<br>Flight Attendant                                | 2 Stockers<br>Bookkeeper & Cashier<br>Secretary & Security Guard                    |
| <b>120% AMI</b> | \$111,480<br>\$53.60  | \$2,787   | 91,322<br>(80-120% AMI)  | Industrial Engineer<br>Financial Advisor<br>Nurse Practitioner                      | 2 Tech Supports<br>Manufacturing Sales Rep & Secretary<br>Office Clerk & Legal Asst |






Sources: Florida Housing Finance Corporation, 2023 Income and Rent Limits; Florida Department of Commerce, 2022 Occupational Employment and Wage Statistics (median wage by occupation in 2023 dollars); Shimberg Center for Housing Studies, Rental Market Study. Renter household counts exclude non-family, student-headed households.

## What does % Area Median Income (AMI) mean?

# North Port-Sarasota-Bradenton Metro Area Workforce

## Manatee and Sarasota Counties

Median wage job: **\$40,852** per year, or **50%** AMI for a household of 3.






|                 |  |  |  |  |                   |
|-----------------|---|---|--|---|--|
|                 | <i>Annual income limit and hourly wage for household of 3</i>                     | <i>Rent limit (2 bedroom)</i>   | <i>Renter households</i>   | <i>Job examples, 1-worker household</i>   | <i>Job examples, 2-worker household</i>  |
| <b>50% AMI</b>  | \$41,150/yr<br>\$19.78/hr   | \$1,028/mo  | 35,149 hh<br>(0-50% AMI)   | Medical Asst<br>Customer Service Rep<br>Secretary                                   | 1 full-time worker and 1 part-time worker  |
| <b>60% AMI</b>  | \$49,380<br>\$23.74   | \$1,234   | 7,732<br>(50-60% AMI)  | Bookkeeper<br>Construction Worker<br>Retail Supervisor                              | 1 full-time worker and 1 part-time worker  |
| <b>80% AMI</b>  | \$65,840<br>\$31.65   | \$1,646   | 12,332<br>(60-80% AMI)   | Office Supervisor<br>Police Officer<br>Construction Supervisor                      | 2 Retail Salespersons<br>Customer Service Rep & Dining Attendant<br>Receptionist & Recreation Worker |
| <b>120% AMI</b> | \$98,760<br>\$47.48   | \$2,469   | 21,870<br>(80-120% AMI)  | Industrial Engineer<br>Commercial Pilot<br>Occupational Therapist                   | 2 Bookkeepers<br>LPN & Light Truck Driver<br>Office Clerk & Legal Asst                               |

Sources: Florida Housing Finance Corporation, 2023 Income and Rent Limits; Florida Department of Commerce, 2022 Occupational Employment and Wage Statistics (median wage by occupation in 2023 dollars); Shimberg Center for Housing Studies, Rental Market Study. Renter household counts exclude non-family, student-headed households.

## What does % Area Median Income (AMI) mean?

### Okaloosa County Workforce

Median wage job: **\$40,874** per year, or **49%** AMI for a household of 3.

|                 |  |  |  |  |       |
|-----------------|---|---|--|---|--|
|                 | <i>Annual income limit and hourly wage for household of 3</i>                     | <i>Rent limit (2 bedroom)</i>   | <i>Renter households</i>   | <i>Job examples, 1-worker household</i>   | <i>Job examples, 2-worker household</i>  |
| <b>50% AMI</b>  | \$41,900/yr<br>\$20.14/hr   | \$1,047/mo  | 7,063 hh<br>(0-50% AMI)  | Pharmacy Tech<br>Maintenance Worker<br>Secretary                                    | 1 full-time worker and 1 part-time worker  |
| <b>60% AMI</b>  | \$50,280<br>\$24.17   | \$1,257   | 2,685<br>(50-60% AMI)  | Bookkeeper<br>Retail Supervisor<br>LPN  | 1 full-time worker and 1 part-time worker<br>2 minimum wage workers                      |
| <b>80% AMI</b>  | \$67,040<br>\$32.23   | \$1,676   | 5,534<br>(60-80% AMI)  | Construction Supervisor<br>Aircraft Mechanic<br>HR Specialist                       | 2 Cooks<br>Retail Salesperson & Security Guard<br>Teller & Waiter                        |
| <b>120% AMI</b> | \$100,560<br>\$48.35  | \$2,514   | 7,966<br>(80-120% AMI)   | Occupational Therapist<br>Network Administrator<br>Computer Programmer              | 2 Bookkeepers<br>Food Prep Supervisor & Office Supervisor<br>Law Clerk & Legal Secretary |






Sources: Florida Housing Finance Corporation, 2023 Income and Rent Limits; Florida Department of Commerce, 2022 Occupational Employment and Wage Statistics (median wage by occupation in 2023 dollars); Shimberg Center for Housing Studies, Rental Market Study. Renter household counts exclude non-family, student-headed households.

## What does % Area Median Income (AMI) mean?

### Orlando-Kissimmee-Sanford Metro Area Workforce

#### Lake, Orange, Osceola and Seminole Counties

Median wage job: **\$40,379** per year, or **51%** AMI for a household of 3.

|                 |  |  |  |  |              |
|-----------------|---|---|--|---|---|
|                 | <i>Annual income limit and hourly wage for household of 3</i>                     | <i>Rent limit (2 bedroom)</i>   | <i>Renter households</i>   | <i>Job examples, 1-worker household</i>   | <i>Job examples, 2-worker household</i>   |
| <b>50% AMI</b>  | \$39,550/yr<br>\$19.01/hr   | \$988/mo  | 121,966 hh<br>(0-50% AMI)  | Customer Service Rep<br>Office Clerk<br>Cook  | 1 full-time worker and 1 part-time worker   |
| <b>60% AMI</b>  | \$47,460<br>\$22.82   | \$1,186   | 30,269<br>(50-60% AMI)   | Bookkeeper<br>Construction Worker<br>Retail Supervisor                              | 1 full-time worker and 1 part-time worker   |
| <b>80% AMI</b>  | \$63,280<br>\$30.42   | \$1,582   | 56,600<br>(60-80% AMI)   | Office Supervisor<br>Police Officer<br>HR Specialist                                | 2 Retail Salespersons<br>Customer Service Rep & Fast Food Worker<br>School Bus Driver & Cashier |
| <b>120% AMI</b> | \$94,920<br>\$45.63   | \$2,373   | 87,035<br>(80-120% AMI)  | Network Administrator<br>Occupational Therapist<br>Commercial Pilot                 | 2 Bookkeepers<br>Property Manager & Retail Salesperson<br>LPN & Light Truck                     |






Sources: Florida Housing Finance Corporation, 2023 Income and Rent Limits; Florida Department of Commerce, 2022 Occupational Employment and Wage Statistics (median wage by occupation in 2023 dollars); Shimberg Center for Housing Studies, Rental Market Study. Renter household counts exclude non-family, student-headed households.



## What does % Area Median Income (AMI) mean?

### Palm Beach County Workforce

Median wage job: **\$45,243** per year, or **52%** AMI for a household of 3.

|                 |  |  |  |  |      |
|-----------------|---|---|--|---|---|
|                 | <i>Annual income limit and hourly wage for household of 3</i>                     | <i>Rent limit (2 bedroom)</i>   | <i>Renter households</i>   | <i>Job examples, 1-worker household</i>   | <i>Job examples, 2-worker household</i>   |
| <b>50% AMI</b>  | \$43,850/yr<br>\$21.08/hr   | \$1,096/mo  | 73,726 hh<br>(0-50% AMI)   | Secretary<br>Maintenance Worker<br>Food Prep Supervisor                             | 1 full-time worker and 1 part-time worker   |
| <b>60% AMI</b>  | \$52,620<br>\$25.30   | \$1,315   | 13,220<br>(50-60% AMI)   | Heavy Truck Driver<br>Retail Supervisor<br>Auto Technician                          | 1 full-time worker and 1 part-time worker<br>2 minimum wage workers                     |
| <b>80% AMI</b>  | \$70,160<br>\$33.73   | \$1,754   | 30,320<br>(60-80% AMI)   | HR Specialist<br>Construction Supervisor<br>Financial Agent                         | 2 Stockers<br>Janitor & Landscaper<br>Security Guard & Inventory Clerk                  |
| <b>120% AMI</b> | \$105,240<br>\$50.60  | \$2,631   | 39,454<br>(80-120% AMI)  | Financial Advisor<br>Occupational Therapist<br>Industrial Engineer                  | 2 Heavy Truck Drivers<br>Office Clerk & Legal Asst<br>Light Truck Driver & Loan Officer |






Sources: Florida Housing Finance Corporation, 2023 Income and Rent Limits; Florida Department of Commerce, 2022 Occupational Employment and Wage Statistics (median wage by occupation in 2023 dollars); Shimberg Center for Housing Studies, Rental Market Study. Renter household counts exclude non-family, student-headed households.

## What does % Area Median Income (AMI) mean?

### Pensacola-Ferry Pass-Brent Metro Area Workforce

### Escambia and Santa Rosa Counties

Median wage job: **\$39,755** per year, or **54%** AMI for a household of 3.






|                 |  |  |  |  |            |
|-----------------|---|---|--|---|---|
|                 | <i>Annual income limit and hourly wage for household of 3</i>                     | <i>Rent limit (2 bedroom)</i>   | <i>Renter households</i>   | <i>Job examples, 1-worker household</i>   | <i>Job examples, 2-worker household</i>   |
| <b>50% AMI</b>  | \$36,850/yr<br>\$17.72/hr   | \$921/mo  | 24,442 hh<br>(0-50% AMI)   | Office Clerk<br>Customer Service Rep<br>Secretary                                   | N/A   |
| <b>60% AMI</b>  | \$44,220<br>\$21.26   | \$1,105   | 4,105<br>(50-60% AMI)  | Bookkeeper<br>Carpenter<br>Legal Secretary  | 1 full-time worker and 1 part-time worker   |
| <b>80% AMI</b>  | \$58,960<br>\$28.35   | \$1,474   | 7,762<br>(60-80% AMI)  | Postal Worker<br>Manufacturing Sales Rep<br>HR Specialist                           | 2 Retail Salespersons<br>Cashier & Childcare Worker<br>Driver/Sales Worker & Fast Food Worker |
| <b>120% AMI</b> | \$88,440<br>\$42.52   | \$2,211   | 13,149<br>(80-120% AMI)  | Occupational Therapist<br>Speech Pathologist<br>Civil Engineer                      | 2 Bookkeepers<br>Roofer & Secretary<br>Retail Salesperson & Service Sales Rep                 |

Sources: Florida Housing Finance Corporation, 2023 Income and Rent Limits; Florida Department of Commerce, 2022 Occupational Employment and Wage Statistics (median wage by occupation in 2023 dollars); Shimberg Center for Housing Studies, Rental Market Study. Renter household counts exclude non-family, student-headed households.

## What does % Area Median Income (AMI) mean?

### Polk County Workforce

Median wage job: **\$40,099** per year, or **62%** AMI for a household of 3.

|                 |  |  |  |  |            |
|-----------------|---|---|--|---|---|
|                 | <i>Annual income limit and hourly wage for household of 3</i>                     | <i>Rent limit (2 bedroom)</i>   | <i>Renter households</i>   | <i>Job examples, 1-worker household</i>   | <i>Job examples, 2-worker household</i>   |
| <b>50% AMI</b>  | \$32,150/yr<br>\$15.46/hr   | \$803/mo  | 32,985 hh<br>(0-50% AMI)   | Retail Salesperson<br>Landscaper<br>Cook  | N/A   |
| <b>60% AMI</b>  | \$38,580<br>\$18.55   | \$964   | 6,235<br>(50-60% AMI)  | Customer Service Rep<br>Firefighter<br>Medical Asst.                                | 1 full-time worker and 1 part-time worker   |
| <b>80% AMI</b>  | \$51,440<br>\$24.73   | \$1,286   | 10,231<br>(60-80% AMI)   | Heavy Truck Driver<br>LPN<br>Retail Supervisor                                      | 2 Fast Food Workers<br>Cashier & Parking Attendant<br>Orderly & Hand Packer                   |
| <b>120% AMI</b> | \$77,160<br>\$37.10   | \$1,929   | 19,621<br>(80-120% AMI)  | Postal Clerk<br>Chemist<br>Electrical Repairer                                      | 2 Customer Service Reps<br>Nursing Asst & Office Clerk<br>Industrial Truck Operator & Janitor |






Sources: Florida Housing Finance Corporation, 2023 Income and Rent Limits; Florida Department of Commerce, 2022 Occupational Employment and Wage Statistics (median wage by occupation in 2023 dollars); Shimberg Center for Housing Studies, Rental Market Study. Renter household counts exclude non-family, student-headed households.

## What does % Area Median Income (AMI) mean?

### Port St. Lucie Metro Area Workforce

### Martin and Saint Lucie Counties

Median wage job: **\$39,475** per year, or **52%** AMI for a household of 3.

|                 |  |  |  |  |             |
|-----------------|---|---|--|---|--|
|                 | <i>Annual income limit and hourly wage for household of 3</i>                     | <i>Rent limit (2 bedroom)</i>   | <i>Renter households</i>   | <i>Job examples, 1-worker household</i>   | <i>Job examples, 2-worker household</i>  |
| <b>50% AMI</b>  | \$38,150/yr<br>\$18.34/hr   | \$953/mo  | 22,795 hh<br>(0-50% AMI)   | Customer Service Rep<br>Maintenance Worker<br>Food Prep Supervisor                  | 1 full-time worker and 1 part-time worker  |
| <b>60% AMI</b>  | \$45,780<br>\$22.01   | \$1,144   | 3,368<br>(50-60% AMI)  | Bookkeeper<br>Construction Worker<br>Carpenter                                      | 1 full-time worker and 1 part-time worker  |
| <b>80% AMI</b>  | \$61,040<br>\$29.35   | \$1,526   | 6,261<br>(60-80% AMI)  | Office Supervisor<br>Manufacturing Sales Rep<br>HR Specialist                       | 2 Retail Salespersons<br>Customer Service Rep & Fast Food Worker<br>Cashier & Childcare Worker |
| <b>120% AMI</b> | \$91,560<br>\$44.02   | \$2,289   | 8,501<br>(80-120% AMI)   | Lawyer<br>Speech Pathologist<br>Computer Programmer                                 | 2 Bookkeepers<br>Landscaper & LPN<br>Customer Service Rep & Dental Asst                        |






Sources: Florida Housing Finance Corporation, 2023 Income and Rent Limits; Florida Department of Commerce, 2022 Occupational Employment and Wage Statistics (median wage by occupation in 2023 dollars); Shimberg Center for Housing Studies, Rental Market Study. Renter household counts exclude non-family, student-headed households.

# What does % Area Median Income (AMI) mean?

## Tallahassee Metro Area Workforce

### Gadsden, Jefferson and Leon Counties

Median wage job: **\$40,529** per year, or **52%** AMI for a household of 3.

|                 |  |  |  |  |                  |
|-----------------|---|---|--|---|---|
|                 | <i>Annual income limit and hourly wage for household of 3</i>                     | <i>Rent limit (2 bedroom)</i>   | <i>Renter households</i>   | <i>Job examples, 1-worker household</i>   | <i>Job examples, 2-worker household</i>   |
| <b>50% AMI</b>  | \$38,700/yr<br>\$18.61/hr   | \$967/mo  | 17,520 hh<br>(0-50% AMI)   | Secretary<br>Medical Asst<br>Pharmacy Tech  | 1 full-time worker and 1 part-time worker   |
| <b>60% AMI</b>  | \$46,440<br>\$22.33   | \$1,161   | 3,413<br>(50-60% AMI)  | Bookkeeper<br>Retail Supervisor<br>Tech Support                                     | 1 full-time worker and 1 part-time worker   |
| <b>80% AMI</b>  | \$61,920<br>\$29.77   | \$1,548   | 5,218<br>(60-80% AMI)  | Systems Analyst<br>Manufacturing Sales Rep<br>Construction Supervisor               | 2 Retail Salespersons<br>Fast Food Worker & Food Prep Supervisor<br>Housekeeper & Medical Secretary |
| <b>120% AMI</b> | \$92,880<br>\$44.65   | \$2,322   | 9,042<br>(80-120% AMI)   | Lawyer<br>Finance Manager<br>Civil Engineer   | 2 Bookkeepers<br>Medical Asst & Business Analyst<br>Accountant & Auto Technician                    |






Sources: Florida Housing Finance Corporation, 2023 Income and Rent Limits; Florida Department of Commerce, 2022 Occupational Employment and Wage Statistics (median wage by occupation in 2023 dollars); Shimberg Center for Housing Studies, Rental Market Study. Renter household counts exclude non-family, student-headed households.

## What does % Area Median Income (AMI) mean?

### Tampa-St. Petersburg-Clearwater Metro Area Workforce

### Hernando, Hillsborough, Pasco and Pinellas Counties

Median wage job: **\$44,791** per year, or **57%** AMI for a household of 3.






|                 |  |  |  |  |  |
|-----------------|---|---|--|---|---|
|                 | <i>Annual income limit and hourly wage for household of 3</i>                     | <i>Rent limit (2 bedroom)</i>   | <i>Renter households</i>   | <i>Job examples, 1-worker household</i>   | <i>Job examples, 2-worker household</i>   |
| <b>50% AMI</b>  | \$39,150/yr<br>\$18.82/hr   | \$978/mo  | 154,312 hh<br>(0-50% AMI)  | Customer Service Rep<br>Office Clerk<br>Nursing Asst                                | 1 full-time worker and 1 part-time worker   |
| <b>60% AMI</b>  | \$46,980<br>\$22.59   | \$1,174   | 30,004<br>(50-60% AMI)   | Bookkeeper<br>Construction Worker<br>Auto Technician                                | 1 full-time worker and 1 part-time worker   |
| <b>80% AMI</b>  | \$62,640<br>\$30.12   | \$1,566   | 64,866<br>(60-80% AMI)   | Office Supervisor<br>Manufacturing Sales Rep<br>Financial Agent                     | 2 Retail Salespersons<br>Cashier & Vehicle Cleaner<br>Nursing Asst & Hand Packer    |
| <b>120% AMI</b> | \$93,960<br>\$45.17   | \$2,349   | 86,035<br>(80-120% AMI)  | Computer Programmer<br>School Administrator<br>Network Administrator                | 2 Bookkeepers<br>LPN & Light Truck Driver<br>Customer Service Rep & Dental Asst     |

Sources: Florida Housing Finance Corporation, 2023 Income and Rent Limits; Florida Department of Commerce, 2022 Occupational Employment and Wage Statistics (median wage by occupation in 2023 dollars); Shimberg Center for Housing Studies, Rental Market Study. Renter household counts exclude non-family, student-headed households.

## What does % Area Median Income (AMI) mean?

### Volusia County Workforce

Median wage job: **\$37,344** per year, or **54%** AMI for a household of 3.

|                 |  |  |  |  |   |
|-----------------|---|---|--|---|--|
|                 | <i>Annual income limit and hourly wage for household of 3</i>                     | <i>Rent limit (2 bedroom)</i>   | <i>Renter households</i>   | <i>Job examples, 1-worker household</i>   | <i>Job examples, 2-worker household</i>  |
| <b>50% AMI</b>  | \$34,850/yr<br>\$16.75/hr   | \$871/mo  | 22,292 hh<br>(0-50% AMI)   | School Bus Driver<br>Customer Service Rep<br>Laborer                                | N/A  |
| <b>60% AMI</b>  | \$41,820<br>\$20.11   | \$1,045   | 5,024<br>(50-60% AMI)  | Bookkeeper<br>Construction Worker<br>Auto Technician                                | 1 full-time worker and 1 part-time worker  |
| <b>80% AMI</b>  | \$55,760<br>\$26.81   | \$1,394   | 7,096<br>(60-80% AMI)  | Office Supervisor<br>LPN<br>HR Specialist   | 2 Cashiers<br>Food Prep Worker & Restaurant Host<br>Cook & Dining Attendant          |
| <b>120% AMI</b> | \$83,640<br>\$40.21   | \$2,091   | 15,513<br>(80-120% AMI)  | School Administrator<br>Civil Engineer<br>Dental Hygienist                          | 2 Bookkeepers<br>Retail Salesperson & Service Sales Rep<br>Court Clerk & Dental Asst |

Sources: Florida Housing Finance Corporation, 2023 Income and Rent Limits; Florida Department of Commerce, 2022 Occupational Employment and Wage Statistics (median wage by occupation in 2023 dollars); Shimberg Center for Housing Studies, Rental Market Study. Renter household counts exclude non-family, student-headed households.